

MODELS

ZEN CANVAS

ZEN LIN

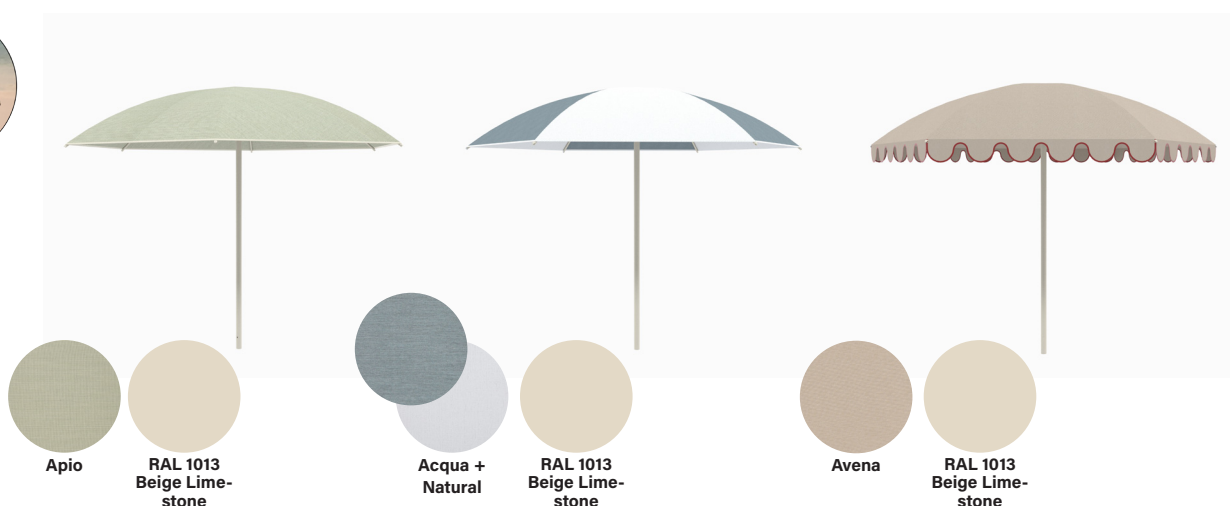

ZEN TERRA



PLU APIO

PLU BEACH

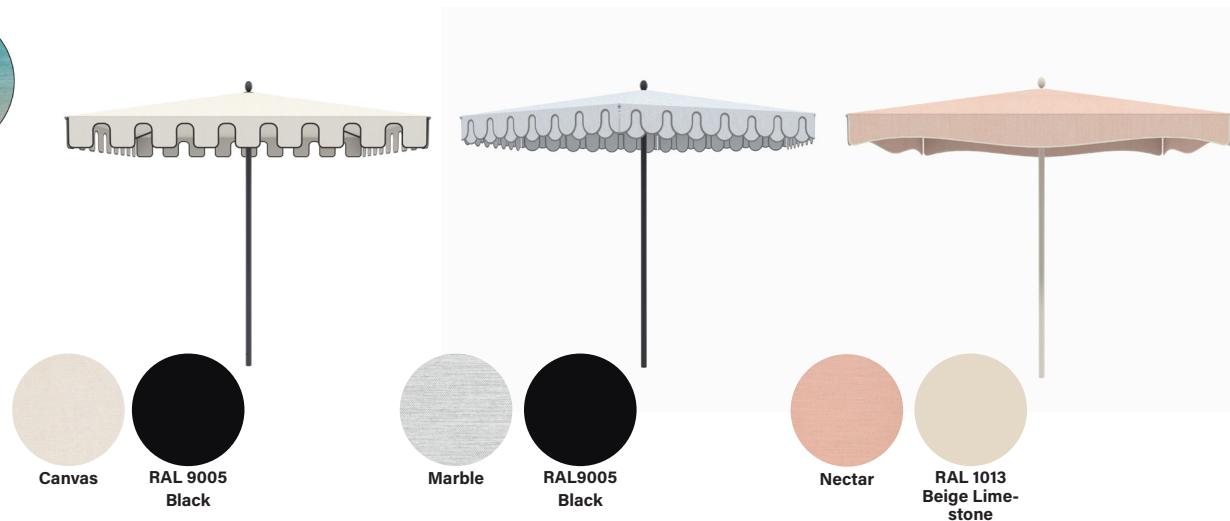
PLU AVENA



ROMAN CANVAS

ROMAN CASTLE

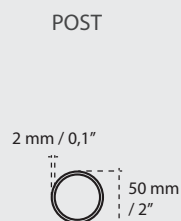
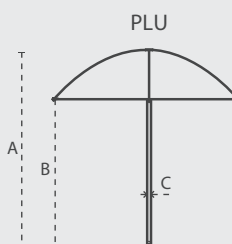
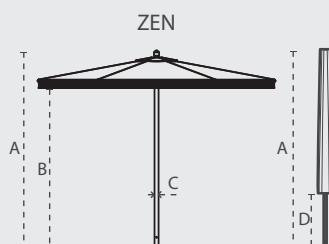
ROMAN NECTAR



A large, square, light-colored patio umbrella with a dark central pole and a small decorative finial on top. The umbrella is shown from a slightly elevated angle, casting a soft shadow on the ground below. The fabric has a subtle, textured pattern. The pole is a dark, solid color, and the finial is a small, dark, spherical object. The background is a plain, light-colored surface, possibly a lawn or patio.



A diagram of a Roman parasol. It features a central vertical pole with a circular canopy supported by a horizontal frame. The canopy has a decorative scalloped edge. Labels are placed as follows: 'A' is to the left of a vertical dashed line; 'B' is on the dashed line; 'C' is on the pole; and 'D' is at the bottom of the pole.



	+/- 2% I-----	A cm/ft	B cm/ft	C mm/inch	D cm/ft
ROMAN CANVAS / NECTAR	2m30 / 7' 6.6" (SQUARE)	239 / 7' 10.1"	176 / 5' 9.3"	Ø50x2 / Ø2"x0.1"	56 / 1' 10"
ROMAN CASTLE	2m80 / 7' 6.6" (ROUND)	239 / 7' 10.1"	165 / 5' 5"	Ø50x2 / Ø2"x0.1"	56 / 1' 10"
ZEN CANVAS / TERRA	2m80 / 9' 2.2" (ROUND)	239 / 7' 10.1"	192 / 6' 3.6"	Ø50x2 / Ø2"x0.1"	56 / 1' 10"
ZEN LIN	2m80 / 9' 2.2" (ROUND)	239 / 7' 10.1"	182 / 5' 11.7"	Ø50x2 / Ø2"x0.1"	56 / 1' 10"
PLU APIO / BEACH	2m80 / 9' 2.2" (ROUND)	232 / 7' 7.3"	180 / 5' 10.9"	Ø50x2 / Ø2"x0.1"	56 / 1' 10"
PLU AVENA	2m80 / 9' 2.2" (ROUND)	232 / 7' 7.3"	170 / 5' 6.9"	Ø50x2 / Ø2"x0.1"	56 / 1' 10"

ROUND SUPPORT



*For mounting on a hard surface, not included in the packaging

For non-permanent base options – see spec sheet Installation Options

DIMENSIONS AND COLORS FOR BASES



Concrete Black - 40kg




Concrete Natural - 40kg




Concrete Black - 60kg



Concrete Natural - 60kg



Small Flat Base
Black - 50kg



Small Flat Base
Beige limestone - 50kg

Base dimensions	L x W x H cm	L x W x H ft	weight kg/lbs
Concrete base 40 kg	58x58x8	1'10.8"x1'10.8"x3.1"	40/88
Concrete base 60kg	58x58x12	1'10.8"x1'10.8"x4.7"	60/132
Small Flat base* 50 kg	73.5x73.5x8.5	2'9"x2'4.9"x3.3"	50/110

All dimensions are without support

*Small Flat base: wheels included

MATERIALS



FABRIC

100% Acryl 260gr/m²
More details – see spec sheet fabrics



RIBS

Aluminium, powder coated - Ø 20mm
RAL 9005 Black, RAL 1013 Beige
Limestone



POLE

Aluminium, powder coated - Ø 50mm
RAL 9005 Black, RAL 1013 Beige
Limestone



HANDLES

Casted aluminium, powder coated
Stainless steel 316, polished
RAL 9005 Black, RAL 1013 Beige
Limestone



BASE

Concrete base, natural or coated
RAL 9005 - Black

Small Flat Base:
Topplate powder coated RAL 9005 -
Black or Beige limestone ref color
ral 1013

Weight plate in galvanised steel.

PACKAGING & TRANSPORT

Nata	L (cm)	W (cm)	H (cm)	Weight (kg)	L (")	W (")	H (")	Weight (lbs)
Umbrella box ZEN & ROMAN	231	18	18	5	7'6.9"	7"	7"	11
Umbrella Box PLU	231	27.5	22	5	7'6.9"	10.8"	8.6"	11
Concrete Base 40kg	61	70	10	42	2'	2'3.5"	3.9"	92.6
Concrete Base 60kg	61	70	14	61	2'	2'3.5"	5.5"	134.5
Small Flat Base 50kg	84	80	7	51	2'9.1"	2'7.5"	2.8"	112.2

NICE TO KNOW

- Spare parts available
- Designed and manufactured in Belgium
- Warranty between 10 and 2 years, please consult our warranty policy at www.umbrosa.com
- Wind speeds up to 4 beaufort, 28 km/h, 18 mph when base is permanently fixed (for details, please check our wind spec sheet)
- Protection cover optional

SAFETY STATEMENTS & WARNINGS

- Product is suitable for light wind and/or light rain only.
- Position product in direction of wind as recommended in user manual.
- Do not use product in inclement weather, such as strong wind, thunderstorms, heavy rain or snow, and make sure that the umbrella is closed and stored in advance.
- Never allow the umbrella to flap in the wind. This could cause personal injury, damage to personal property, damage to umbrella and/or umbrella canopy.
- Close product and secure strap when not in use.
- Do not use product without its base or unless attached to building structure, and keep umbrella secured to umbrella base or mount at all times.
- Do not use product over or near harsh chemicals or open flames.
- Place product on stable and level surface.
- Do not allow children to assemble or operate product.
- Do not leave product unattended.
- Store product indoors during winter and extreme weather conditions.
- When adjusting or assembling the umbrella or umbrella base, make sure fingers, toes or any other parts of the body are clear from moving parts. Failing to do so may result in serious injury.
- Only use Umbrosa replacement parts.
- Read owner's manual.
- Any modifications to the product or failure to follow recommended care will void the warranty.
- Wind damage is not covered under our limited warranty.

The content of this document, in particular the mentioned models, is protected by copyrights and/or design rights. The present document and its content is communicated to you for information purposes only. Any partial or total reproduction or any other use without our prior written permission is strictly prohibited. This technical sheet remains subject to possible changes. Of course we do our best to eliminate all mistakes, but Umbrosa is not responsible for the errors in the documentation of products. All measurements are approximate and are provided for informational purposes only.