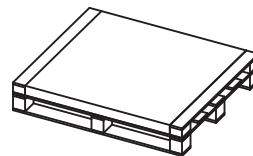
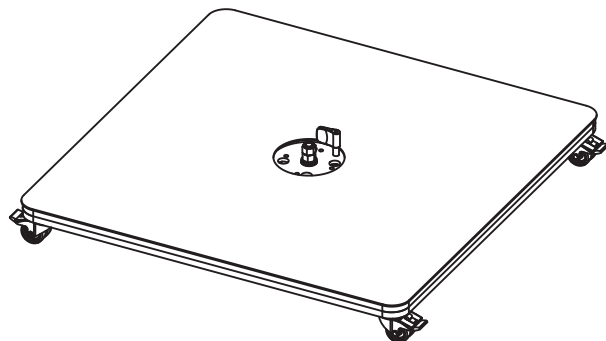


FLAT BASE INSTALLATION



Base box

120 x 92 x 30 cm
3' 11.2" x 3' 0.2" x 11.8"

Weight

180 kg
396 lbs

UMBROSA.COM

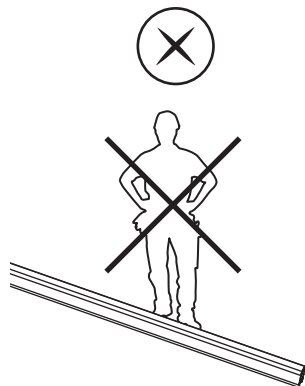
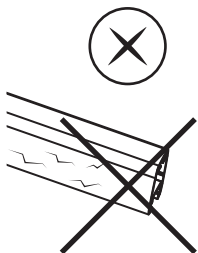
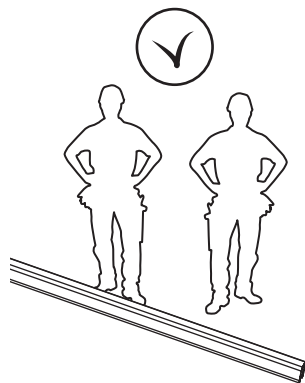

- ENG** Congratulations with your purchase! Please completely read and follow all the instructions.
- NL** Proficiat met uw aankoop! Gelieve alle instructies te lezen en op te volgen.
- FR** Félicitations avec votre achat. Lisez svp les instructions complètes.
- DE** Herzlichen Glückwunsch zu Ihrem Kauf! Bitte vollständig lesen und befolgen Sie alle Anweisungen.
- ES** Felicidades con su compra! Por favor lea y siga todas las instrucciones.
- IT** Congratulazioni con il Vs. acquisto! Vi preghiamo di leggere bene le istruzioni e di seguirne scrupolosamente le indicazioni.

IMPORTANT:

Please read this entire manual before installing or operating your umbrella, to reduce risk of personal injury in which a person is injured or harmed, and/or damage to personal property. Prior to assembly it is important to decide on the location of the umbrella and to respect the following instructions:

- Choose a location that is level and sturdy.
- Avoid any sloping of soft ground.
- Consider a location that will maximize the umbrella's 360° rotating function (if available)
- Two-person team is recommended for assembly

BEFORE YOU START



SAFETY STATEMENTS & WARNINGS



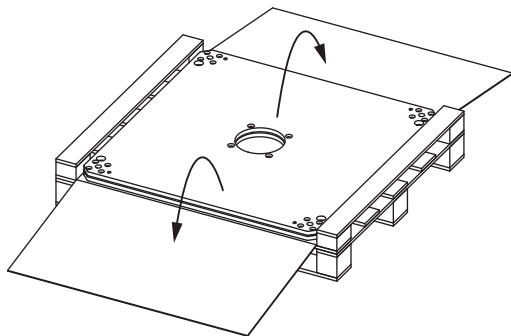
- Product is suitable for light wind and/or light rain only.
- Position product in direction of wind as recommended in user manual.
- Do not use product in inclement weather, such as strong wind, thunderstorms, heavy rain or snow, and make sure that the umbrella is closed and stored in advance.
- Never allow the umbrella to flap in the wind. This could cause personal injury, damage to personal property, damage to umbrella and/or umbrella canopy.
- Close product and secure strap when not in use.
- Do not use product without its base or unless attached to building structure, and keep umbrella secured to umbrella base or mount at all times.
- Do not use product over or near harsh chemicals or open flames.
- Place product on stable and level surface.
- Do not allow children to assemble or operate product.
- Do not leave product unattended.
- Store product indoors during winter and extreme weather conditions.
- When adjusting or assembling the umbrella or umbrella base, make sure fingers, toes or any other parts of the body are clear from moving parts. Failing to do so may result in serious injury.
- Only use Umbrosa replacement parts.
- Read owner's manual.
- Any modifications to the product or failure to follow recommended care will void the warranty.
- Wind damage is not covered under our limited warranty.

DISCLAIMER:

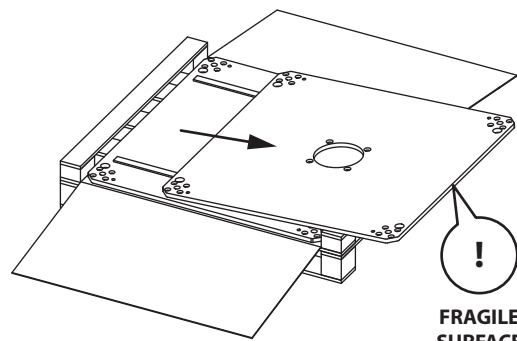
All mounting kits and supports for inground fitting and installation on hard surfaces should only be installed by a licensed contractor duly qualified to perform the installation. Umbrosa assumes no liabilities and expressly disclaims any responsibilities for injuries or damages arising from or related to the failure of buyer to have any kit or fitting installed by a licensed professional contractor.

FLAT BASE INSTALLATION

1



2

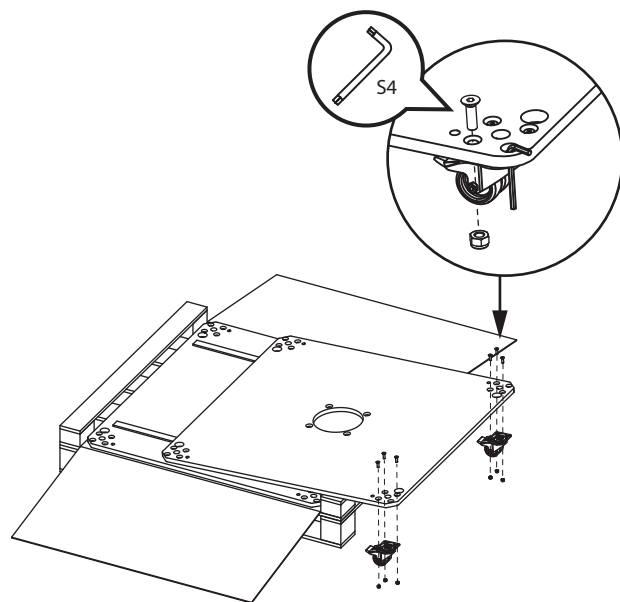


FLAT BASE INSTALLATION





3

2x  6x  M6 x 20 6x  M6

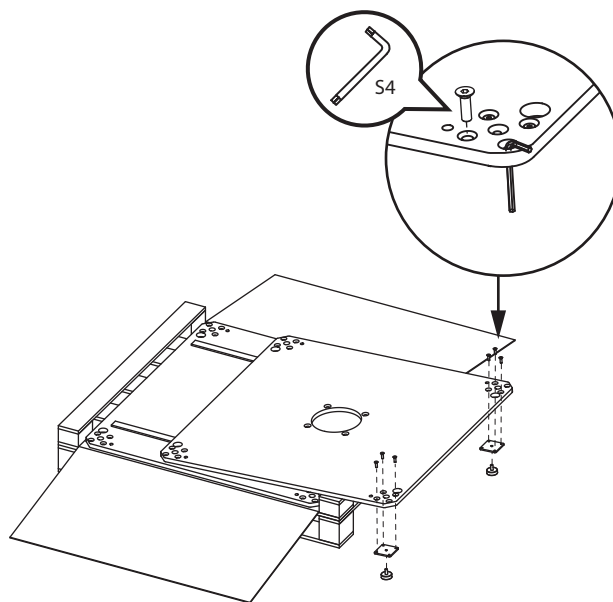
OPTION 1 : WHEELS



3'

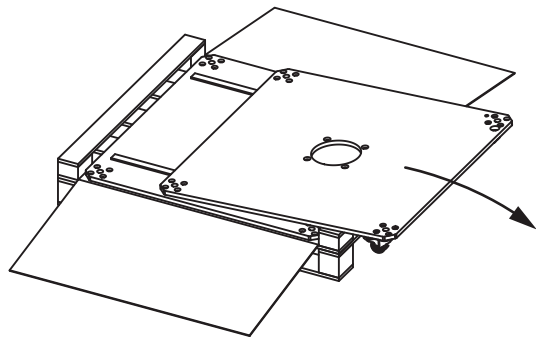
2x  6x  M6 x 20 6x  M6 2x 

OPTION 2 : FEET

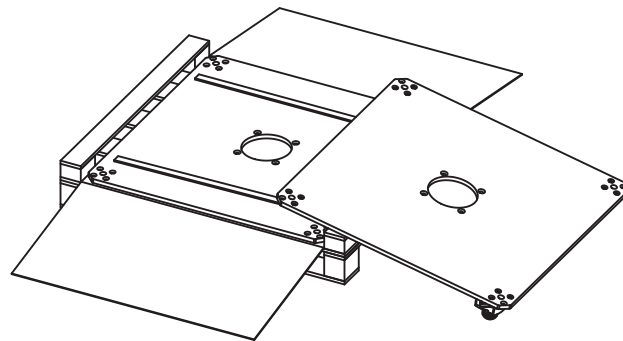


FLAT BASE INSTALLATION

4



5



FLAT BASE INSTALLATION

6

2x



6x



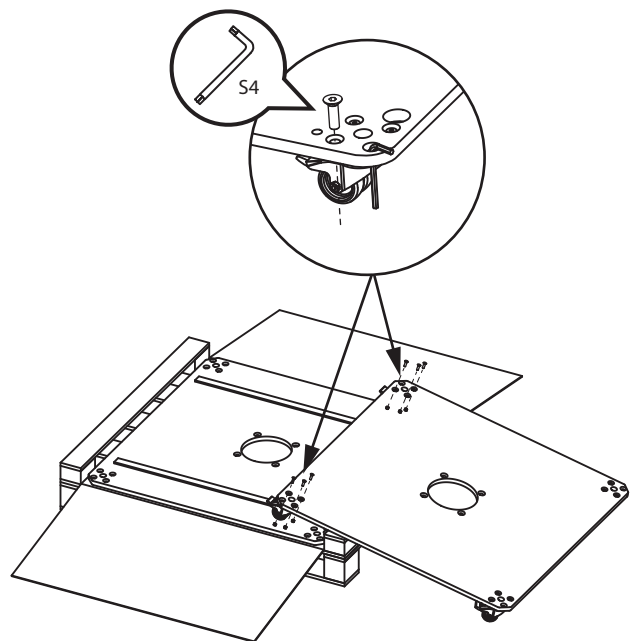
M6 x 20

6x



M6

OPTION 1 : WHEELS



6'

2x



6x

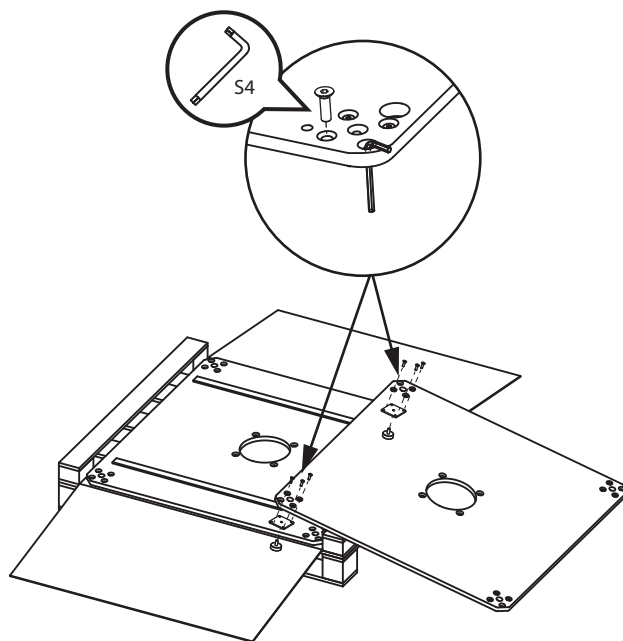


M6 x 20

6x

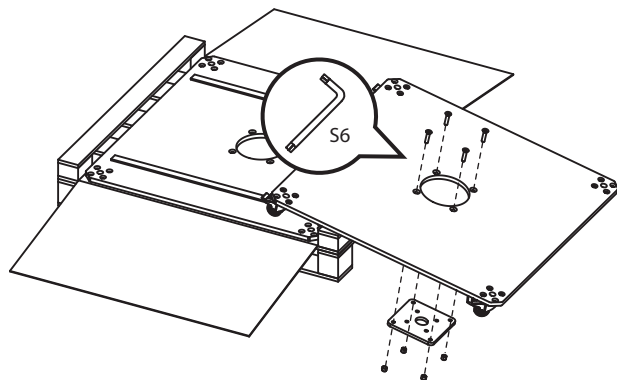
M6

OPTION 2 : FEET

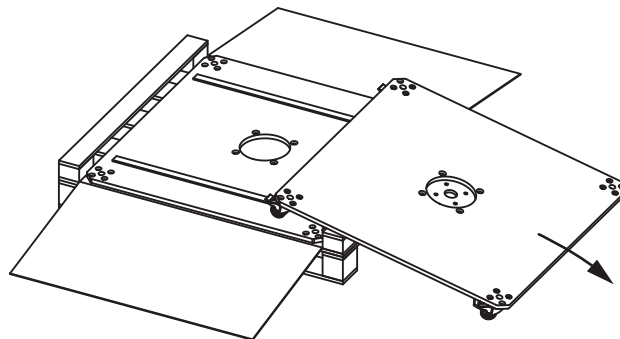


FLAT BASE INSTALLATION

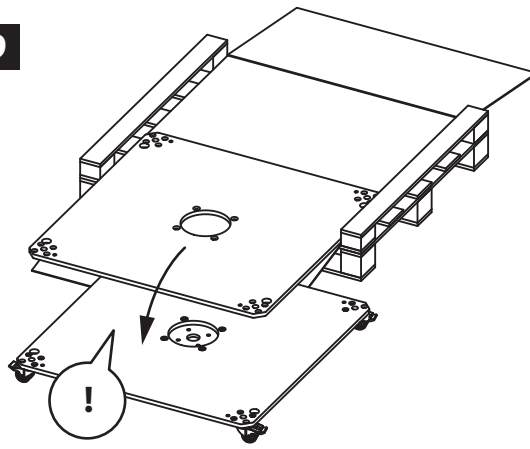
7



8



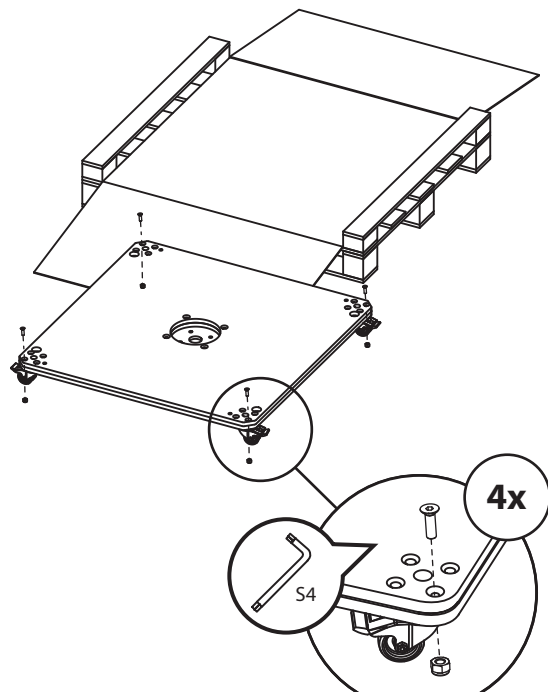
9







FLAT BASE INSTALLATION

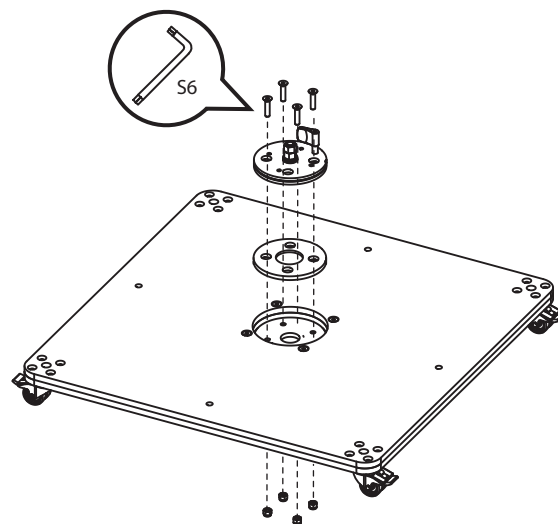
10

4x  M6 x 35 4x  M6



11

1x  4x  M10 x 45 4x  M10 1x 

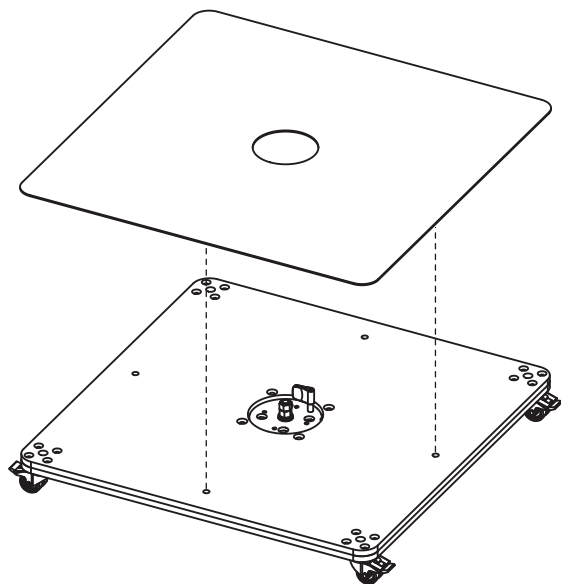


FLAT BASE INSTALLATION

12

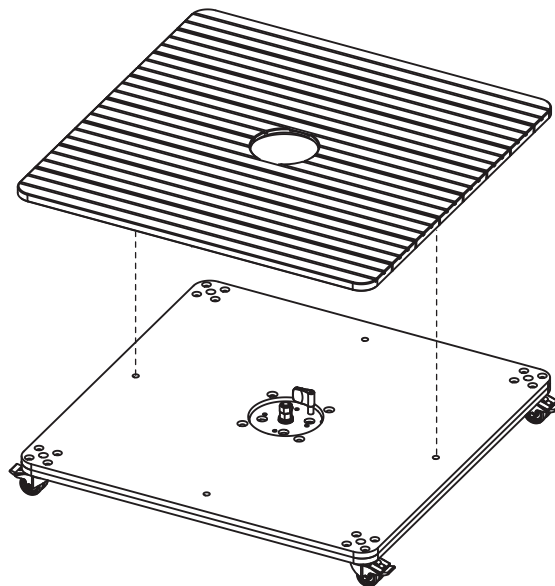


ALUMINIUM TOPPLATE



OR

WOODEN TOPPLATE



UMBROSA

UNIQUE SHADE DESIGN

Umbrosa

Beversesteenweg 565 B, 8800 Roeselare, Belgium.

T: +32 51 30.22.60 | F: +32 51 30.22.62 | E: info@umbrosa.com | www.umbrosa.com

Umbrosa Inc

530 7th Avenue, Suite 902, New York, NY 10018

T: (855) 285-6595 | E: info@umbrosa.com | www.umbrosa.com

The content of this document, in particular the mentioned models, is protected by copyrights and/or design rights. The present document and its content is communicated to you for information purposes only. Any partial or total reproduction or any other use without our prior written permission is strictly prohibited. This technical sheet remains subject to possible changes. Of course we do our best to eliminate all mistakes, but Umbrosa is not responsible for the errors in the documentation of products. All measurements are approximate and are provided for informational purposes only.

VERSION 20250424