


# SURFACE PRE-WORKING MACHINE FOR EDGE GLUE MANUFACTURE



LEADERMAC MACHINERY CO., LTD.


BY  
LEADERMAC



# Trimming Saw Blade



Using special milling spindle to produce the high-friction surface, making good quality and longer lifetime edge glue production.





**SURFACE PRE-WORKING MACHINE  
FOR EDGE GLUE MANUFACTURE**

# Unique Features




- Working height:15mm~75mm
- High efficiency and continuous output, achieving the high productivity.
- Using special milling spindle to produce the high-friction surface, making good quality and longer lifetime edge glue production.
- Top spindle define the thickness and the width first and milling the surface by the special trimming saw blade spindle.




**SURFACE PRE-WORKING MACHINE  
FOR EDGE GLUE MANUFACTURE**

# SPINDLE CONFIGURATIONS


- LMC-423C (2M)




- LMC-623C (2M)




- LMC-723C (2M)



- LMC-823C (2M)




## PRODUCTS—EDGE GLUED PANELS



**SURFACE PRE-WORKING MACHINE  
FOR EDGE GLUE MANUFACTURE**

# PRODUCTS— EDGE GLUED FURNITURES

With edge glued panels,  
we can produce edge  
glued furnitures.  
Including tables, chairs,  
walls, counters, and so on.



**LMC**  
**LEADERMAC**



LEADERMAC MACHINERY CO., LTD.  
THE MOULDER OF MOULDERS



No. 20, Ln. 622, Sec. 1, Sha-Tien Rd., Dadu Dist.,  
Taichung City 432403 , Taiwan (R.O.C.)



+886-4-2693-7599



+886-4-2693-7588



info@leadermac.com /sales@leadermac.com