

Speedmac series

LMC  
LEADERMAC

LMC 2019.04



Leadership Through Performance  
and Reliability

**Speedmac series**



**LEADERMAC** MACHINERY CO., LTD.

No. 20, Lane 662, Sec 1, Sha-Tien Rd., Dadu District, Taichung, Taiwan 43244

TEL: +886-4-2693-7599

<http://www.leadermac.com>

FAX: +886-4-2693-7588 / 2693-7589

e-mail: [info@leadermac.com](mailto:info@leadermac.com) • [sales@leadermac.com](mailto:sales@leadermac.com)



LEADERMAC MACHINERY CO., LTD.

Quality Features Add More Value to Your Production






# Extensive Sales Net Around the Globe

## LEADERMAC 4-SIDE MOULDERS HELP CUSTOMERS STAY COMPETITIVE

Quality Features Add More Value to Your Production



Established in 1972, Leadermac Machinery Co., Ltd. has more than 45 years of experience in R & D, design and manufacturing of 4-side moulders. Over the years, we have remained dedicated to the constant development of higher performance machines to help our customers stay competitive.



## WIDE RANGE OF APPLICATIONS

Leadermac offers a wide variety of 4-side moulders for machining various wood products.

- |                     |                    |                  |
|---------------------|--------------------|------------------|
| • Finger-joint wood | • Desks            | • Beams          |
| • Wood flooring     | • Chairs           | • Wallboards     |
| • Solid wood doors  | • Stairs           | • Picture frames |
| • Cabinets          | • Office furniture | • Building       |



# series Speedmac

Leadership Through Performance and Reliability

## LEADERMAC Speedmac Series

The Power and Precision for World-class Production Quality

With LEADERMAC Speedmac Series 4-side Moulder, you get benefits of shorter cutting time, considerable time saving, high accuracy, easier operation and more advantages than with the competition.





# Tough! Rugged! High Speed! LEADERMAC Speedmac Series

## Designed with High Production in Mind

The Speedmac series is designed for high-capacity, highly accurate operations for large and small batch production runs. The heavy-duty spindles are dynamically balanced and run on premium housing bearings, for superior workpiece finish quality.

The Speedmac provides perfect surface quality, eliminating the need for sanding on planed and profiled surfaces. Width and thickness setting controller is supplied as standard, lowering downtime and increasing efficiency.







#### CONVENIENT SPINDLE ADJUSTMENT

Adjustment of all spindles is easily done from the front. The adjustment points are all at the same height, for more convenient and faster adjustment.



## For All Your Woodworking Applications

Choice of Machine Models - from Speedmac  
LMC-523 (5-spindle) to LMC-1023 (10-spindle).

### World Class Moulding Solutions

#### OUTSTANDING FEATURES:


- All moulders awarded with CE certification.
- Faster feed speeds of up to 60 meters a minute are standard.
- Programmable controller provides convenient thickness and width of cut settings
- Adjustment of each spindle can be easily performed using the front adjustment level.
- Exclusive, separate adjustment of the vertical spindles and the feeding table allows the feeding table to be positioned extremely close to the cutterhead to provide added cutting stability.
- The full safety enclosure serves as a chip guard and helps to reduce noise.
- Each spindle is driven by an individual motor for powerful moulding and easy control.
- Automatic lubricator is provided to supply oil to the feeding table.
- One-piece, cast iron or steel welding machine frame is specially heat treated for maximum stability and rigidity by standard configuration.
- Mechanical digital readouts for the pressure elements of top spindle.
- Divided pressure bar in front of top spindle.
- Motorized vertical adjustment of the top spindle including digital readouts.
- Housing bearings for horizontal spindle.
- Straight profile jointer provides accurate operation with high quality finish.
- The powered outfeed rollers provide stable and smooth workpiece outfeed even for especially thin or smooth materials. The rollers remain perfectly parallel even after long-term use.
- Multiple pneumatic pressure of the feed rollers can be easily set to provide an outstanding feeding effect.
- Table surface is hard-chrome plated for maximum wear resistance.
- All manually adjusted turning parts are housed in dry bearings for oil-free lubrication.





#### **STRAIGHT KNIFE JOINTER and AUTOMATIC PROFILE JOINTER (OPT.)**

The remote-controlled straight knife jointer and automatic profile jointers provide accurate operation with high repeatability. They help ensure a long service life and super surface quality. (Opt.)



#### **FEED SYSTEM**

The smooth initial feeding of the stock is achieved by means of the independently powered infeed rollers.

## **LEADERMAC Cutting Technology for Greater Productivity and Profits**

#### **POWERFUL PNEUMATIC PUSHING ROLLER**

Adjustable air pressure powerful feeding idle roller provides more stable and faster feeding.

#### **SIDE PRESSURE WHEELS FOR LEFT SPINDLE**


The adjustable side pressure wheels are pneumatically operated to ensure consistent holding pressure.





# 4 SIDE MOULDER

Unbelievable Speed, Unbelievable  
High Performance and Reliability



## CLAMPING SYSTEM (OPT.)

Utilizing housing bearings, the reliable hydro-clamping system ensures consistent quality across the entire workpiece. The unit performs admirably even during high-speed continuous operation. The spindles can be adjusted axially even if the housing bearings are locked.



## CONTROLLER

The speed is VFD Inverter controlled, and all electrical components meet CE, UL & CSA standards.



## EASYSET CONTROLLER (OPT.)

### Touch Screen Control

- 5.7" HMI (Memory 200 sets)
- Automatic machine quick setup
- Easy and powerful functionality
- Workpiece settings on left and top axes as desired
- The width and thickness setting can be easily set using the programmable controller
- The desired values for thickness are displayed on and LED readout



## SMARTSET CONTROLLER(OPT.)

### Touch Screen Control.

- 9" HMI (Memory 300 sets)
- Automatic machine quick setup
- Easy and powerful functionality
- Setworks on any axis as desired
- The Motorized Axes: derived by inverter, transmitted by ball screw, feedback by encoder
- The desired values for radial and axial are displayed on HMI.



## PROSET CONTROLLER (OPT.)

- 19" panel PC
- Product library (1000 sets)
- Knife library (10,000 sets)
- Automatic machine quick setup
- Easy and powerful functionality
- Workpiece settings on any axis as desired
- The width and thickness settings can be easily set using the programmable controller
- All axes are equipped with ballscrews and rotary encoders for feedback position control, providing high positioning accuracy and better cutting quality
- The desired values for width and thickness can be conveniently pre-set and are displayed on an LED readout



# A Wide Range of Spindle Configurations

(Other configurations available on request)



## Spindle configuration

STANDARD EQUIPMENT:	LMC-223SP to LMC1123SP	Available Options
Number of Heads / Spindles, min-max	2 to 11	Any Head Configuration - available
Working Width (with a tool cutting circle of 163mm)	20-230mm (0.78"-9")	to 310mm(12.2"), 330mm (13")
Working Thickness (with a tool cutting circle of 163mm)	10-150mm (0.39"-6")	to 6mm(.25") to 200 (8")
Basic Spindle Motor capacity - Wye-Delta (Soft Starts) on all motors	11 / 12KW (15HP)	to 37.5KW / 50HP
Spindle Diameter	50mm	1 13 / 16" / 2 1/8"
Spindle Speeds	6000 RPM	7200 / 8000 RPM
Tool cutting circle, First Bottom Spindle, min-max	125-200mm (5"-7.8")	
Tool cutting circle, Vertical Spindles, min-max	140-250mm (5.5"-9.8")	
Tool cutting circle, Horizontal Spindles, min-max	140--250mm (5.5"-9.8")	
Feed Motor	11KW / 15HP / INVERTER	15 / 18.5KW (20 / 25HP / INVERTER)
Feed speed, infinitely variable by frequency (VFD) driven	6-60 m/min (20/200fpm)	9-90m/min (30-300fpm)
Top Infeed Rolls - Diameter	205.36mm (8")	
other Top Feed Rolls - Diameter	140mm (5.5")	
Top Feed Roll Width - Multiple Rolls Stacked on each Top Roll Shaft	50mm (2") / Roll	
Bottom Feed Roll Width	Full Width	
Pneumatic pressure for feed rollers, max	6 bar (85psi)	
Adjustment range for Infeed Table(Btm Head Cut) and Edge Jointing Fence	10mm (.4")	
Adjustment range of vertical spindles (axial)	80mm (3.2")	
Adjustment range of horizontal spindles (axial)	40mm (1.6")	
Length of the Infeed / Straightening table	0.8M (32")	1.4 / 2 / 2.5 / 3M (55" / 78" / 98" / 120")
Diameter of Dust Hoods for Vertical & Horizontal Spindles	Ø175mm (6.9")	
Digital Readouts on All Axis of all Heads	Std.	
Digital Readouts for the Chip Breaker Shoes & Pressure Shoes	Std.	
Full Sound and Safety Enclosure w/ Strobe Free Lighting	Std.	
Motorized vertical adjustment of Feed Beam	Std.	
Multiple Lateral Pneumatic Pressure Roller opposite first right spindle	Std.	
Chainless Extra HD Cardan Shaft Feed System	Std.	
REC Networks on Near Side Head(s) & Top(s) - Radial	Std.	

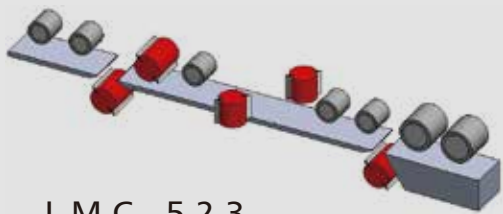
●All specifications, dimensions and design characteristics are subject to change without notice.

OPTIONAL EQUIPMENT:	
Straight &/or Profile Jointers any heads	Grooved Bed for running very short material
Electronic Rotary Encoder Digital Readouts in lieu of mechanical counters	Split Pressure Shoes
Extra HD Feedworks; Bottom top Head Configuration for rough materail feeding	Opposed Side Heads
Tilting Side Heads	Universal Spindle, tool cutting circle min 125mm, max 200mm
Tilting Top Beam, Tilting Feed, Tilting Feedworks, Tilting top Head Chipbreaker Assy,	Rip Saw Section with up to 56kw (75HP)
Tilting Pressure Plate(s)	Left (Opposite) Hand Feed
	Inverter Motor Cutterhead Brakes

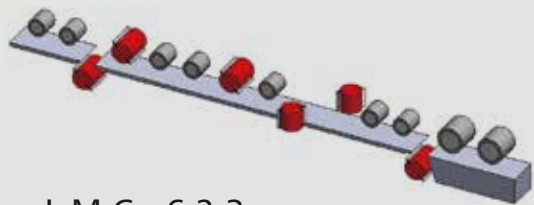
# Quality Features Add More Value to Your Production

Leadership Through Performance  
and Reliability

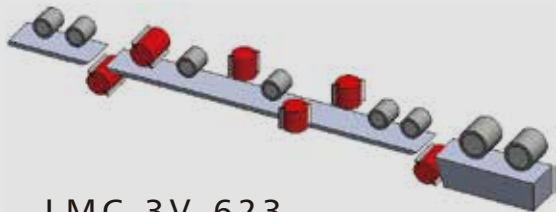
LEADERMAC's wide variety of 4-side moulders have all the very latest technology for increased productivity, product quality & reliability. These Heavy Duty Moulders are designed to provide fast cutting speeds and highest quality & accuracy. These machines are precision manufactured by our highly skilled technicians - plus Leadermac service, training, and moulding know-how is offered with each moulder. No matter what your moulding jobs call for, there is a Leadermac 4-side moulder that's right for you.



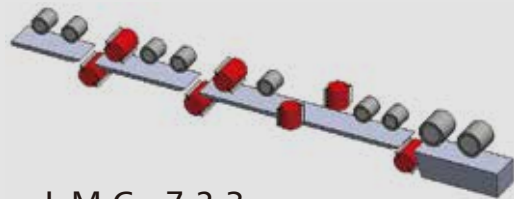
LMC - 5 2 3  
5-SPINDLE



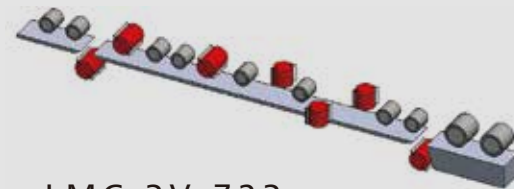
LMC - 6 2 3  
6-SPINDLE



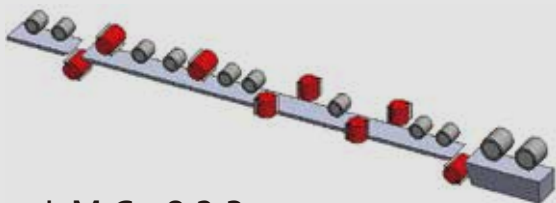
LMC-3V-623  
6-SPINDLE



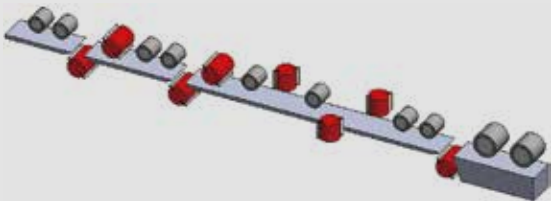
LMC - 7 2 3  
7-SPINDLE



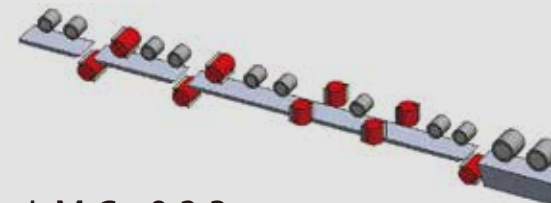
LMC-3V-723  
7-SPINDLE



LMC - 8 2 3  
8-SPINDLE



LMC-3V-823  
8-SPINDLE



LMC - 9 2 3  
9-SPINDLE