

FROM A NEED

TO A SOLUTION

Quality, speed and results are key words that have always been inspiring change and innovation.

During furniture production, managing phases - such as picking, moving and transport - not properly increases waste and final costs.



CUBESYSTEM

CUBE system is the first customizable system that was designed to safely move boards during processing.

It is synonym with ease and flexibility: the height of its shelves and back panels can be adjusted in real time, making our solution adaptable to any production needs. Thanks to its ease of use, it facilitates loading, unloading and other logistic operations.

WHY CHOOSE CUBE

CUBE SYSTEM

· It can be lifted
by using a lift truck



· Customizable in real time



· Fast moving system



BASIC



- It allows you to manage panels with variable thickness
- Customizable in real time
- Fast moving system
- It can be lifted by using a lift truck

CUBE SYSTEM



THREE-MODULE SYSTEM

DIMENSIONS

- width 760 mm
- upright height 2000 mm

STANDARD CONFIGURATION

- 6 shelves, 6 back panels

CASTORS

- 2 fixed, 2 swivel



1340 mm

TWO-MODULE SYSTEM

DIMENSIONS

- width 760 mm
- upright height 2000 mm

STANDARD CONFIGURATION

- 4 shelves, 4 back panels

CASTORS

- 2 fixed, 2 swivel



1340 mm

BATHROOM FURNITURE

DIMENSIONS

- width 600 mm
- upright height 1400 mm

STANDARD CONFIGURATION

- 4 shelves, 4 back panels

CASTORS

- 2 fixed, 2 swivel

LINE


PLUS



- Scratch-resistant brushes
- It allows you to know immediately the position of every single panel
- Customizable in real time
- Fast moving system
- It can be lifted by using a lift truck
- It is possible to insert panels with fittings

CUBE SYSTEM

LINE



THREE-MODULE SYSTEM

DIMENSIONS

- width 760 mm
- upright height 2000 mm

STANDARD CONFIGURATION


- 6 shelves, 6 back panels

STORAGE CAPACITY

- 84 panels - thickness 18/24 mm

CASTORS

- 2 fixed, 2 swivel



TWO-MODULE SYSTEM

DIMENSIONS

- width 760 mm
- upright height 2000 mm

STANDARD CONFIGURATION


- 4 shelves, 4 back panels

STORAGE CAPACITY

- 56 panels - thickness 18/24 mm

CASTORS

- 2 fixed, 2 swivel



BATHROOM FURNITURE

DIMENSIONS

- width 600 mm
- upright height 1400 mm

STANDARD CONFIGURATION

- 4 shelves, 4 back panels

STORAGE CAPACITY

- 56 panels - thickness 18/24 mm

CASTORS

- 2 fixed, 2 swivel