



Description of the product

Fixative and primer in one product for façades.


Resilox V1 Fixprim combines excellent impregnating and fixing properties with good insulating characteristics.







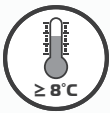


Resilox V1 Fixprim can be painted over with all waterborne Libert façade paints and is the perfect primer for a V1 façade paint system such as **Resilox V1 Quartz MFR** and/or **Resilox V1 Finish**.

Properties

- Excellent water vapour permeability class V1: SD Value < 0.1m
- Excellent impregnation
- Good covering
- Smooth handling, splash-free
- Long open time

Packaging & colour

Packaging	1 L • 2.5 L • 5 L • 10 L	
Colours		White and all colours starting from bases A and C with the colour dispenser for building paints

Technical data		
Gloss	Matt: < 3 Gardner 85°	
Density	1.40 (± 0.05) g/cm ³	
Solids content	55 (± 2) % by weight 39 (± 2) % by volume	
VOC	< 25 g/L	
Drying times		Dust-free: 20 min Dry after: 2 h Repaintable after: 4 h (20°C)
Solvent		waterborne
Applications		on mineral surfaces
Theoretical yield:		The practical yield can largely be influenced by the roughness and porosity of the substrate, the applied layer thickness or the losses by airless application.
Use		ready for use the product should not be diluted
Clean the equipment		with water
Application temperature		these minimum conditions should be maintained during drying and film forming for the following 48 hours
Humidity		
Shelf life		minimum 18 months in original, unopened packaging, stored in a dry, frost-free place

Libert Paints BV

Haven 8210A • Langerbruggekaai 6

9000 Ghent • Belgium

T +32 (0)9 216 88 70 • info@libertpaints.com • www.libertpaints.com

Surface preparation				
Recommendation	The surface must always be clean and dry. Remove dust and other impurities.			
Type of substrate	Fungi, algae, mosses	New and/or powdering Unpainted	Existing layers of paint	Cracks or other surface defects
Preparation	Fungex + thorough post-cleaning	-	remove non-V1 layers of paint	-
Prime coat	Resilox V1 Fixprim			
Intermediate coat	-	-	-	Resilox V1 Quartz MFR
Finishing coat	1 or 2 layers of Resilox V1 Finish or Resilox V1 Quartz MFR or other Libert outdoor wall paints			

Safety

For detailed information about safety measures, personal protection and transport data of this product, we refer to the safety data sheet.

Disclaimer

This data sheet replaces all previous editions. The information given in this technical data sheet has been compiled in accordance with the latest laboratory data. Some technical characteristics may have been adjusted or changed. No claim can be made on completeness. Before use, it is necessary to ensure that the product is suitable for this specific application. To this end, prior testing is necessary. Our general terms and conditions of sale apply. The last update of our technical data sheets is always available at our website www.libertpaints.com

