




**filter-technics**

Phone : +32 32540567 - Fax : +32 32540495

[info@filter-technics.be](mailto:info@filter-technics.be) - [www.filter-technics.be](http://www.filter-technics.be)



## Self Cleaning Filter

### SELF CLEANING FILTER MANUAL & AUTOMATIC

Self cleaning for liquid duties requiring **continuous filtration without interruption to the flow during the cleaning process**. In operation the liquid enters the body and flows through the element from outside to inside. Debris is collected on the outside of the wedge wire element, which is cleaned without flow interruption by rotating the cylindrical element against twin scraper blades. The debris accumulated during element rotation is deposited into the bottom of the filter body from where it is periodically discharged, manually or automatically.





# Self Cleaning Filters



## STANDARD FEATURES & BENEFITS

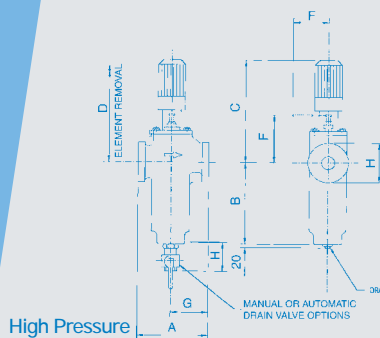
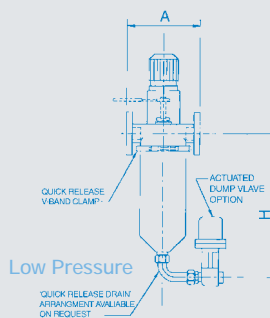
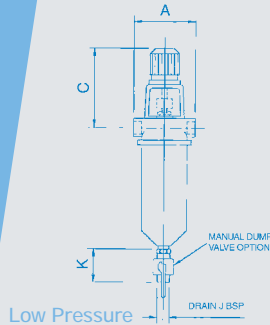
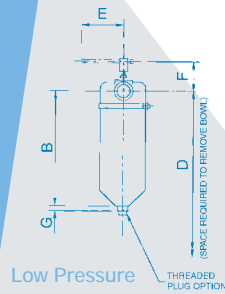
- Totally enclosed design - prevents liquid contamination and increases operator safety
- No interruption to flow during element cleaning - suitable for critical continuous process lines
- Simple efficient mechanical scraper cleaning action - reliable easily maintained design
- Filtration down to 25 microns
- High quality robust 316 stainless steel wedge wire element - long equipment life and low running costs
- Low liquid loss during periodic emptying of accumulated debris - suitable for filtration of high value fluids and reduces waste disposal concerns
- Suitable for most liquids and high viscosity duties
- Range of automatic control equipment available as options - no need for operator involvement
- In line connections - simplifies pipe layout and installation

## LOW PRESSURE RANGE

- Screwed or flanged connections
- Easy release bowl clamp mechanism
- Maximum working pressure 14 BARG at 100°C
- Maximum working temperatures up to 200°C depending on seal materials

### Material available

- Head - Cast Iron, Stainless Steel.
- Bowl - Stainless Steel



## LOW PRESSURE RANGE (14 BARG at 100°C)

Size	A	A	B	C	D	E	F	G	H	J	K	Weight KG	
In mm	Screwed	Flanged										Screwed	Flanged
3/4" 20	150	-	273	n/a	450	185	80	13	n/a	1/2"	n/a	6	-
1" 25	150	-	273	n/a	450	185	80	13	n/a	1/2"	n/a	6	-
1 1/4" 32	208	270	404	445	640	170	133	19	?	1"	110	11	11
1 1/2" 40	208	270	404	445	640	170	133	19	?	1"	110	11	11
2" 50	220	270	458	447	665	170	133	19	?	1"	110	19	25
3" 80	-	300	575	461	895	170	148	20	?	2"	160	-	41

Notes: 3/4" and 1" sizes available in manual versions only. 3" size available in flanged version only. Weights are for manual units.

## HIGH PRESSURE RANGE

- Flanged connections
- One piece cast construction
- Maximum working pressure 20 BARG Cast Iron at 100°C
- Maximum working pressure 35 BARG Cast Steel and Stainless Steel at 100°C
- Maximum working temperatures up to 260°C max. depending on seal materials.
- Bottom outlet version available if required (vertical exit)

### Body materials available

- Cast Iron, Cast Steel, Stainless Steel

## HIGH PRESSURE RANGE (35 BARG at 100°C)

Size	A	B	C	D	E	F	G	H	J	K	Weight KG
In mm											
1 1/4" -	-	-	-	-	-	-	-	-	-	-	-
1 1/2" -	-	-	-	-	-	-	-	-	-	-	-
2" 50	270	325	500	413	185	195	?	?	1"	?	36
3" 80	360	430	575	690	140	230	?	?	2"	?	60
4" 100	550	665	880	1115	406	435	?	?	2"	?	164
6" 150	550	1165	880	1550	406	435	?	?	2"	?	182

Notes: 1 1/4", 1 1/2" and 2" available with screwed inlet and outlet. 2" to 6" sizes available with flanged ends (2" size is a studded pad flange). Weights are for manual units.

## DESIGN DATA

The operating limits for this equipment in unmodified form are 14 BARG at 0°C to 100°C for low pressure and 35 BARG at 0°C to 100°C for high pressure. The units may be suitable for operation at temperatures outside these limits subject to materials of construction and modifications to controls for automatic versions. Please contact us to verify suitability of this equipment for applications outside these operating limits, if shock loadings, pressure or thermal cycling may occur, or if you wish to verify the maximum working pressure at temperatures other than 100°C.