

Air Breather Filters Pi 0101 - Pi 0185

1. Features

The Pi 0101 through Pi 0126 breather filters have pot-shaped housings made of non-corrosive material.

The air intake is located in the upper section, this prevents surface dust to be drawn in from the tank top. The cover is designed to prevent entry of splash-water. The disposable, pleated elements can be replaced in a matter of seconds.

The Pi 0140 through Pi 0185 breather filters have a housing made of galvanized sheet metal. The built-in o-ring provides accurate at the tank connection. With the choice of Mic or Sm-L elements the CETOP RP 98 H requirements are fulfilled. These specify the same filtration degree for the breather filter as the system filter utilizes.

Mol-elements prevent oil aerosol from exiting the tank. The oil aerosol coagulate, forming drops within the pleated coalescer layer, which are returned to the tank.

Filters are fixed by threads, clamps or flanges (hole circle 73 mm).

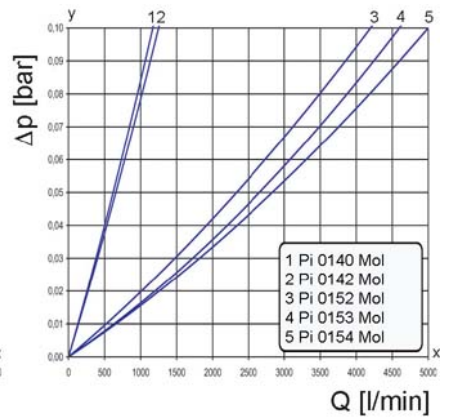
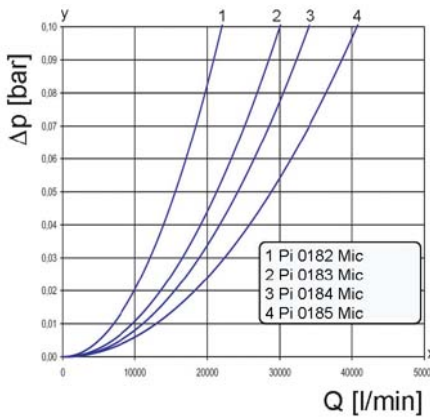
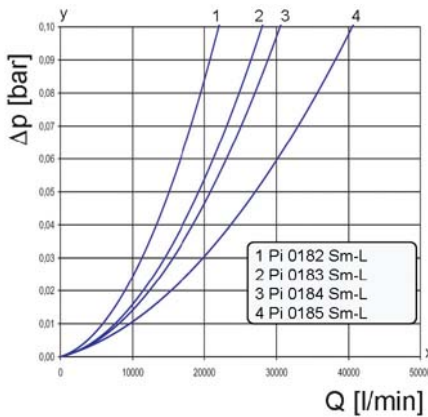
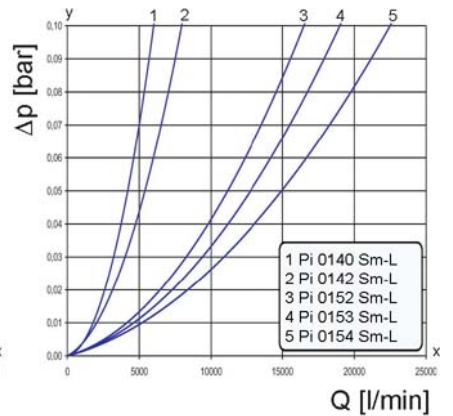
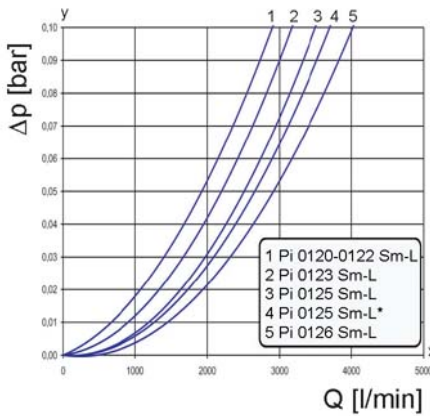
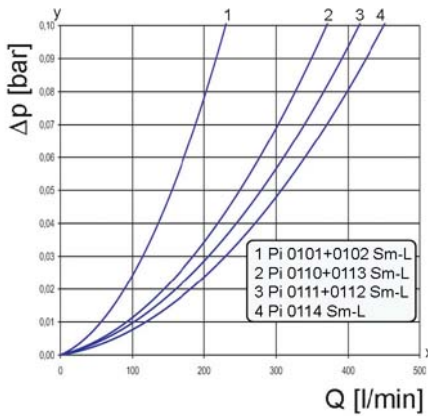
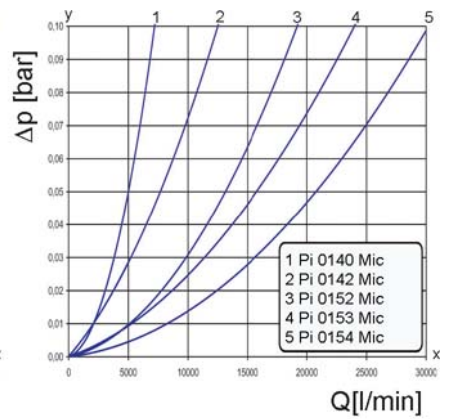
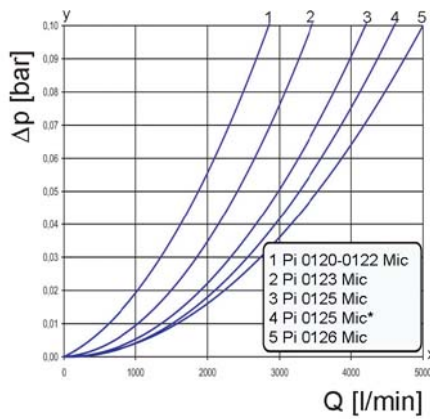
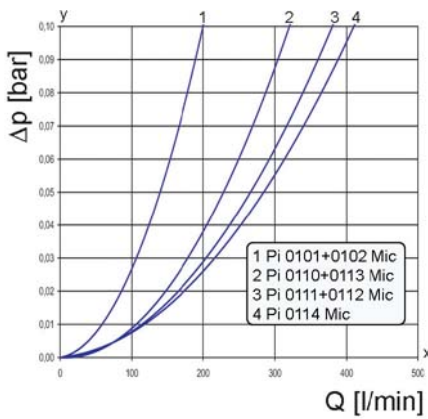
Using these filters your tank will breath clean air

- non-corrosive
- impact proof
- selection of elements to meet system requirements
 - choose Mic 10 µm, Sm-L 3 µm, Mol oil aerosols
 - pleated
 - high dirt holding capacity
- varied mounting option
 - screwed
 - pipe mount
 - face mount
 - with filling strainer
 - with protective screen

Worldwide distribution



2. Flow rate/pressure drop curve complete filter



y = differential pressure Δp [bar]
x = air flow rate Q [l/min]

3. Order numbers

3.1 Filter complete						3.2. Filter elements		
Order number	Type	Element Mic	Element Sm-L	Element Mol	Connection for contam. indicator (VA)	Order number	Type	Quantity per pack
77575830	Pi 0101 Mic					77687692	852 514 Mic	3
77575848	Pi 0101 Sm-L					77643562	852 514 Sm-L	3
77575806	Pi 0102 Mic					77687692	852 514 Mic	3
77575814	Pi 0102 Sm-L					77643562	852 514 Sm-L	3
77734700	Pi 0110 Mic					77687643	852 507 Mic	3
77734718	Pi 0110 Sm-L					77643547	852 507 Sm-L	3
77734734	Pi 0111 Mic					77687643	852 507 Mic	3
77734742	Pi 0111 Sm-L					77643547	852 507 Sm-L	3
77734767	Pi 0112 Mic					77687643	852 507 Mic	3
77734775	Pi 0112 Sm-L					77643547	852 507 Sm-L	3
77734791	Pi 0113 Mic					77687643	852 507 Mic	3
77734809	Pi 0113 Sm-L					77643547	852 507 Sm-L	3
77734825	Pi 0114 Mic					77687643	852 507 Mic	3
77734833	Pi 0114 Sm-L					77643547	852 507 Sm-L	3
77575681	Pi 0120 Mic					77687767	852 519 Mic	3
77575699	Pi 0120 Sm-L					77643554	852 519 Sm-L	3
77575657	Pi 0121 Mic					77687767	852 519 Mic	3
77575665	Pi 0121 Sm-L					77643554	852 519 Sm-L	3
77575624	Pi 0122 Mic					77687767	852 519 Mic	3
77575632	Pi 0122 Sm-L					77643554	852 519 Sm-L	3
77575590	Pi 0123 Mic					77687767	852 519 Mic	3
77575608	Pi 0123 Sm-L					77643554	852 519 Sm-L	3
77728223	Pi 0125 Mic					77687767	852 519 Mic	3
77728231	Pi 0125 Sm-L					77643554	852 519 Sm-L	3
77728173	Pi 0126 Sm-L					77643554	852 519 Sm-L	3
77749732	Pi 0140 Mic					77687999	852 621 Mic	3
77749740	Pi 0140 Sm-L					77645625	852 621 Sm-L	3
77765498	Pi 0140 Mol					77789365	852 621 Mol	3
77749765	Pi 0140 Mic/VA					77687999	852 621 Mic	3
77728165	Pi 0126 Mic					77687767	852 519 Mic	3
77749773	Pi 0140 Sm-L/VA					77645625	852 621 Sm-L	3
77765506	Pi 0140 Mol/Va					77789365	852 621 Mol	3
77730724	Pi 0142 Mic					77687999	852 621 Mic	3
77730732	Pi 0142 Sm-L					77645625	852 621 Sm-L	3
77765514	Pi 0142 Mol					77789365	852 621 Mol	3
77728272	Pi 0142 Mic/VA					77687999	852 621 Mic	3
77728280	Pi 0142 Sm-L/VA					77645625	852 621 Sm-L	3
77765522	Pi 0142Mol/Va					77789365	852 621 Mol	3
77749328	Pi 0152 Mic					77687726	852 516 Mic	2
77749336	Pi 0152 Sm-L					77687759	852 516 Sm-L	2
77765530	Pi 0152 Mol					77789381	852 516 Mol	2
77749359	Pi 0152 Mic/VA					77687226	852 516 Mic	2
77749369	Pi 0152 Sm-L/VA					77687759	852 516 Sm-L	2
77765548	Pi 0152 Mol/Va					77789381	852 516 Mol	2
77728306	Pi 0153 Mic					77687226	852 516 Mic	2
77728314	Pi 0153 Sm-L					77687759	852 516 Sm-L	2

3. Order numbers

3.1 Filter complete						3.2 Filter elements		
Order number	Type	Element Mic	Element Sm-L	Element Mol	Connection for contam. indicator (VA)	Order number	Type	Quantity per pack
77765555	Pi 0153 Mol					77789381	852 516 Mol	2
77728330	Pi 0153 Mic/VA					77687226	852 516 Mic	2
77728348	Pi 0153Sm-L/VA					77687759	852 516 Sm-L	2
77765653	Pi 0153 Mol/Va					77789381	852 516 Mol	2
77749799	Pi 0154 Mic					77687226	852 516 Mic	2
77749807	Pi 0154 Sm-L					77687759	852 516 Sm-L	2
77765571	Pi 0154 Mol					77789381	852 516 Mol	2
77749823	Pi 0154 Mic/VA					77687226	852 516 Mic	2
77749831	Pi 0154 Sm-L/VA					77687759	852 516 Sm-L	2
77765589	Pi 0154 Mol/Va					77789381	852 516 Mol	2
77950918	Pi 0182 Mic					77950298	852 822 Mic	1
77950926	Pi 0182 Sm-L					77950348	852 822 Sm-L	1
77950934	Pi 0182 Mol					77873318	852 822 Mol	1
77950959	Pi 0182 Mic/VA					77950298	852 822 Mic	1
77950967	Pi 0182 Sm-L/VA					77950348	852 822 Sm-L	1
77950975	Pi 0182 Mol/VA					77873318	852 822 Mol	1
77950538	Pi 0183 Mic					77950298	852 822 Mic	1
77950546	Pi 0183 Sm-L					77950348	852 822 Sm-L	1
77873219	Pi 0183 Mol					77873318	852 822 Mol	1
77950785	Pi 0183 Mic/VA					77950298	852 822 Mic	1
77950835	Pi 0183 Sm-L/VA					77950348	852 822 Sm-L	1
77950843	Pi 0183 Mol/VA					77873318	852 822 Mol	1
77950215	Pi 0184 Mic					77950298	852 822 Mic	1
77950223	Pi 0184 Sm-L					77950348	852 822 Sm-L	1
77950850	Pi 0184 Mol					77873318	852 822 Mol	1
77950876	Pi 0184 Mic/VA					77950298	852 822 Mic	1
77950884	Pi 0184 Sm-L/VA					77950348	852 822 Sm-L	1
77950892	Pi 0184 Mol/VA					77873318	852 822 Mol	1
77954498	Pi 0185 Mic					77950298	852 822 Mic	1
77954506	Pi 0185 Sm-L					77950348	852 822 Sm-L	1
77954514	Pi 0185 Mol					77873318	852 822 Mol	1
78224123	Pi 0185 Mic/VA					77950298	852 822 Mic	1
78224149	Pi 0185 Sm-L/VA					77950348	852 822 Sm-L	1
78224131	Pi 0185 Mol/VA					77873318	852 822 Mol	1

4. Specifications

Separation:

Mic	10 μ m
Sm-L	3 μ m
Mol	oil vapors

Temperature range:

- 10 °C to + 100 °C
(other temperature ranges
on request)

Housing material:

Pi 0101 to Pi 0126	polyamide
Pi 0140 to Pi 0154	galvanized sheet metal
Pi 0182 to Pi 0185	steel/Al

Sealing material:

Pi 0126	rubberized cork
Pi 0140 to Pi 0185	NBR

Resistance:

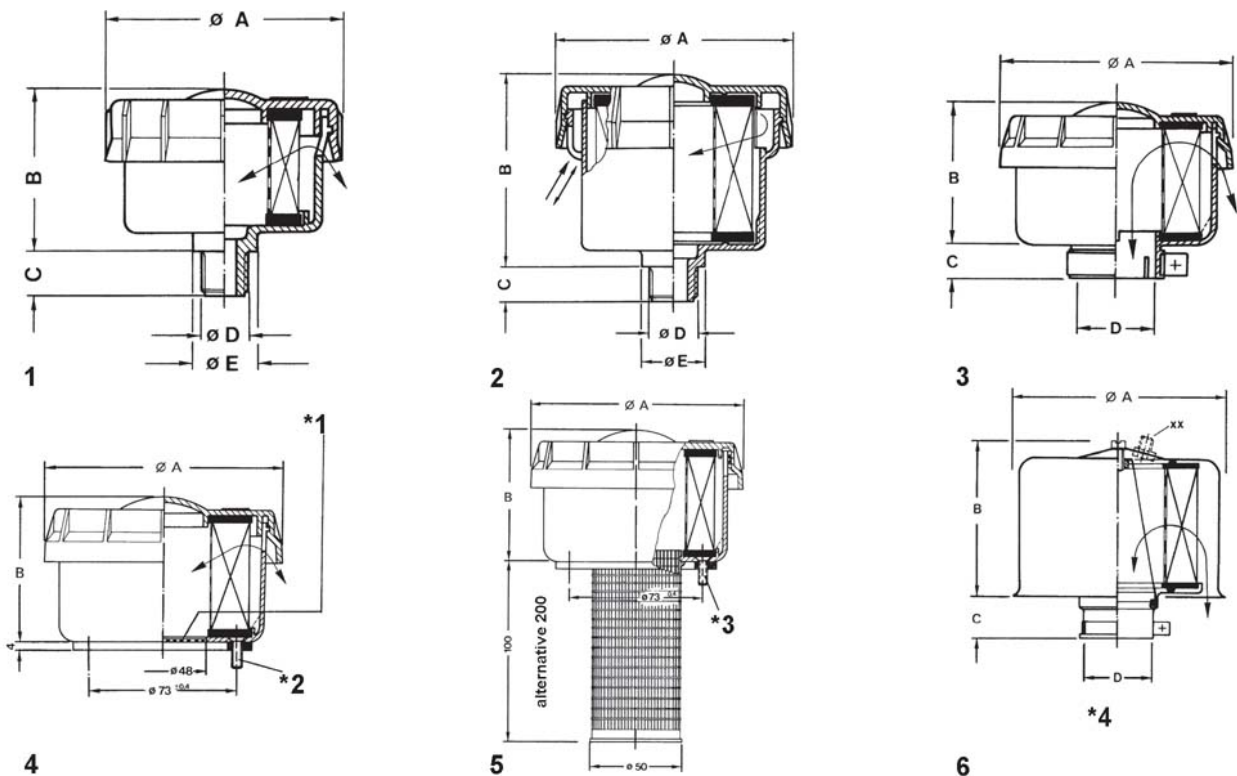
all hydraulic oils

Other elements for HFA, HFC and HFD fluids on request.

We draw attention to the fact that all values indicated are average values which do not always occur in specific cases of application. Our products are continually being further developed. Values, dimensions and weights can change as a result of this. Our specialized department will be pleased to offer you advice.

When using our filters in areas which are to be classified according to EU Directive 94/9 EC (ATEX 95), we recommend prior discussion with us. The standard version can be used for liquids based on mineral oil (corresponding to the fluids in Group 2 of Directive 97/23 EC Article 9). Please consult with us if using other media.

Subject to technical alteration without prior notice.



*1 2 mm dia screen removable

*2 6x screw M 5 x 16 DIN 7500 (cross-slotted)

*3 6x screw M 5 x 16 DIN 7500 (cross-slotted)

*4 optional connection for contamination indicator (VA)

5. Dimensions

Type	Air flow rate [l/min]*			Illustration	Dimensions [mm and inch]				
	Mic	Sm-L	Mol		D	A	B	C	E
Pi 0101	60	55	-	1	M 12 x 1.5	62	44	12	17
Pi 0102	60	55	-	1	G ¼	62	44	12	17
Pi 0110	100	90	-	2	M 16 x 1.5	80	67	12	21
Pi 0111	110	100	-	2	M 22 x 1.5	80	67	13	27
Pi 0112	110	100	-	2	G ½	80	67	13	26
Pi 0113	100	90	-	2	G 3/8	80	67	12	22
Pi 0114	120	110	-	2	G ¾	80	67	15	32
Pi 0120	1000	900	-	1	M 33 x2	117.5	73	20	-
Pi 0121	1000	900	-	1	G 1	117.5	73	19	-
Pi 0122	1000	900	-	3	Ø 25	117.5	73	16	-
Pi 0123	14500	1300	-	3	Ø 40	117.5	73	16	-
Pi 0125	750	650	-	4	Ø 73	117.5	81	-	-
Pi 0125 (without enclosure)	1600	1400	-	4	Ø 73	117.5	81	-	-
Pi 0126	1350	1150	-	5	Ø 73	117.5	81	-	-
Pi 0140	2000	1700	130	6	Ø 40 **)	142	95	30	-
Pi 0142	2400	2000	140	6	Ø 52 **)	142	95	30	-
Pi0152	5300	4200	570	6	Ø 70 **)	230	117	30	-
Pi0153	6300	4600	620	6	Ø 76 **)	230	117	30	-
Pi0154	7700	5200	640	6	Ø 80 **)	230	117	30	-
Pi0182	7200	5800	-	6	Ø 70 **)	230	320	30	-
Pi0183	9600	7600	-	6	Ø 76 **)	230	320	30	-
Pi0184	10500	8100	-	6	Ø 80 **)	230	320	30	-
Pi0185	13000	9600	-	6	Ø 100 **)	230	320	30	-

*) when Δp is 0,01 bar/Air flow can be reduced by oil humidifying.

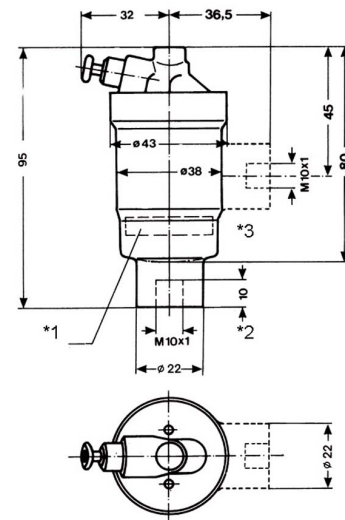
**) connection fits at H11

6. Contamination indicator

The types Pi 0101-Pi 0185 may be equipped with a contamination indicator for optimal filter element exploitation. They indicate when the filter element must be serviced and thus save unnecessary costs.

The contamination indicator responds at 65 mm water column and is available in two variations, i.e. with optical or electrical signal.

Type	Indicating pressure [mbar] ± 10%	Order number	Type
TB 745	- 50	78309056	1
TB 745/1	- 50	78309064	2
TB 745/1	- 65	78309049	2



*1 Indication: Position of display at nominal value in mbar

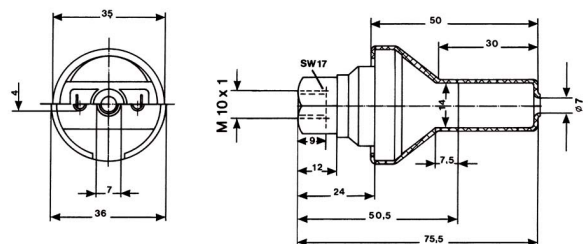
*2 Execution 2

*3 Execution 1

The unit is connected to the filter housing via an M 10x1 external threaded nipple.

For further information also see our leaflet contamination indicators!

Type	Order number
LES 250 IP	78308918
Contact rating	24 V/6 W Ohm load
Electrical connection	2 flat-plugs without ground

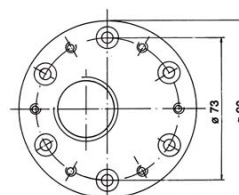
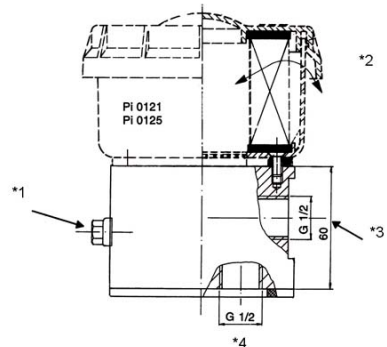


7. Filling adapter

Tank connection: flange according DIN 24557 part 2
 Material: Al anodized
 Seals: cork
 Screws: 6 pcs M 5 x 70 DIN 912 (included in the delivery)

Order number	Execution
78258956	Filling adapter
78259111	Filling adapter with walther coupling and dust cap

Subject to technical alteration.



- *1 under pressure gauge cavity (G1/8)
- *2 dash line parts are available on request
- *3 filling coupling cavity
- *4 extension tube cavity