



CUBILOX

C A T A L O G

NYLON | ALUMINIUM | STAINLESS STEEL

WWW.CUBILOX.BE

SANITARY FITTINGS CUBILOX

NSE produces fittings and accessories for sanitary partitions, cubicles, changing rooms and lockers, all under the **CUBILOX** label.

CUBILOX products are available in nylon, aluminium and 304 and 316 stainless steel.

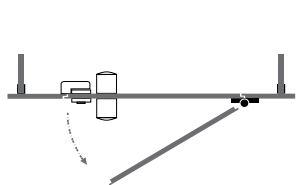
All CUBILOX products are developed, manufactured and assembled in-house. When designing a CUBILOX product, the aesthetic and functional aspects are carefully considered. The CUBILOX products are made of high quality materials such as nylon fiberglass, nylon, aluminium 6063 T6, stainless steel 304 or 316 with surface finishes to the highest standard.

All products are in stock. Incoming orders are processed daily and can be dispatched the day after receiving of your order.

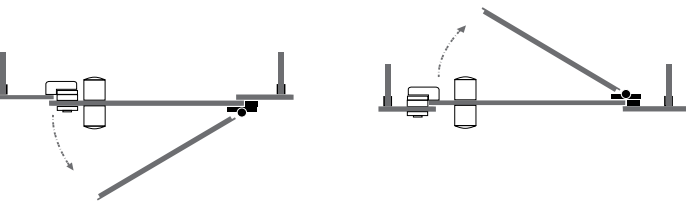
Our competitive prices, outstanding quality and excellent service are highly valued by our customers.

We believe that CUBILOX can provide significant added value to customers and installations.

IN LINE



OVERLAY DOORS

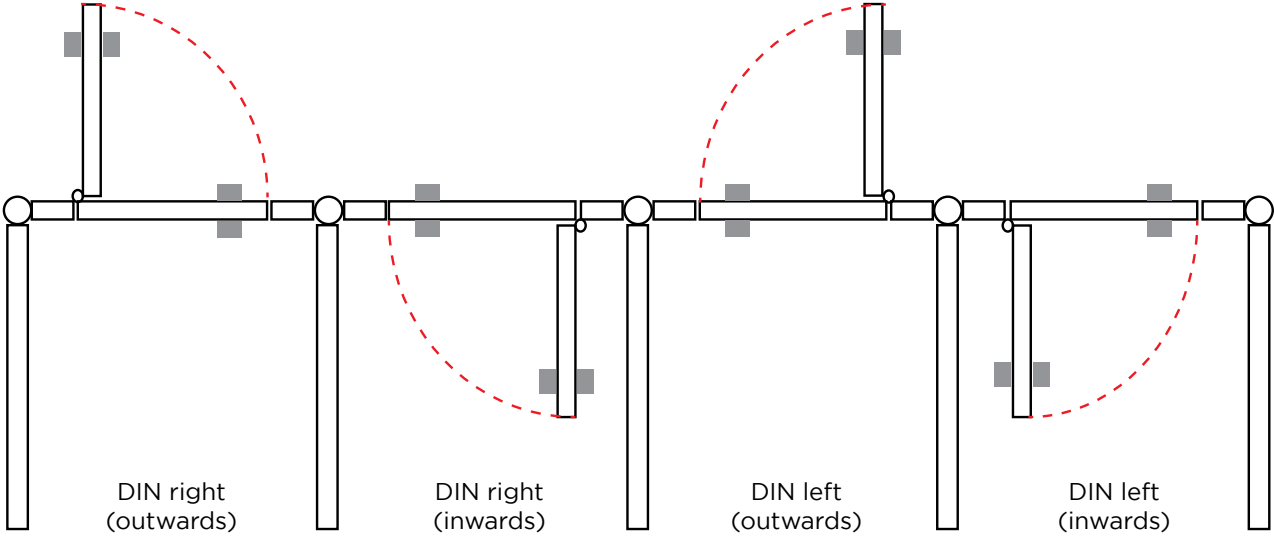


SHOWERS



CHANGING ROOMS

SANITARY PARTITIONS






NYLON

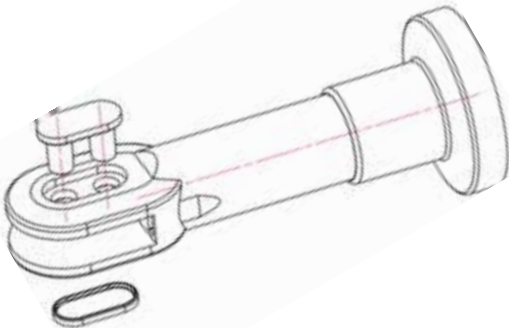
The **CUBILOX** plastic range is made from a top-quality polyamide material which is resistant to high temperatures, moisture and chemicals. The products have a high-gloss finish with barely visible mould parting lines









The standard range consists of 7 COLOURS:






- RAL 7043 traffic grey B
- RAL 9010 pure white
- RAL 9005 jet black
- RAL 5003 sapphire blue
- RAL 7038 agate grey
- RAL 1021 rapeseed yellow
- RAL 3003 ruby red


The CUBILOX NYLON range includes door hardware for HPL (high pressure laminate) boards with 10 mm and 13 mm thickness and this for partitions/cubicles with outward- or inward-opening doors, for full in-line as well as overlay doors.









ADJUSTABLE PANEL HOLDER 130 - 170 MM FOR PANEL 13 MM	COLOUR	QTY/BOX	QTY/ CARTON	ART.	DESCRIPTION
	■	12	72	5000	REF. 50 - ADJUSTABLE PANEL HOLDER 130-170 MM - 13 MM / adjustable polyamide foot for height under panel between 130 mm and 170 mm / suitable for a panel thickness of 13 mm / also suitable for a panel thickness of 10 mm provided a set of intermediate pieces ref. 78 is used / comes with 2 stainless steel self-tapping cross-recessed countersunk head screws Ø 4.8 x 20 mm and 2 polyamide cover caps / 1 cover cap is provided with 2 cylindrical sleeves to secure the screws / the screws are invisible after the installation of the second cover cap on the panel holder (click system) / polyamide base with four 7 mm holes for attachment to the floor and Ø 71 mm polyamide cover cap
	□	12	72	5010	
	■	12	72	5020	
	■	12	72	5030	
	■	12	72	5040	
	■	12	72	5050	
	■	12	72	5060	
ADJUSTABLE, REINFORCED PANEL HOLDER 90 - 130 MM FOR PANEL 10 MM	COLOUR	QTY/BOX	QTY/ CARTON	ART.	DESCRIPTION
	■	12	72	8100	REF. 81 - ADJUSTABLE REINFORCED PANEL HOLDER 90-130 MM - 10 MM / adjustable polyamide foot for height under panel between 90 mm and 130 mm / suitable for a panel thickness of 10 mm / delivered with 2 polyamide cover caps / the screws are invisible after the installation of the cover cap on the panel holder (click system) / polyamide base with four 7 mm holes for attachment to the floor and Ø 71 mm polyamide cover cap
	□	12	72	8110	
	■	12	72	8120	
	■	12	72	8140	
ADJUSTABLE, REINFORCED PANEL HOLDER 90 - 130 MM FOR PANEL 13 MM	COLOUR	QTY/BOX	QTY/ CARTON	ART.	DESCRIPTION
	■	12	72	8300	REF. 83 - ADJUSTABLE REINFORCED PANEL HOLDER 90-130 MM - 13 MM / adjustable polyamide foot for height under panel between 90 mm and 130 mm / suitable for a panel thickness of 13 mm / delivered with 2 polyamide cover caps / the screws are invisible after the installation of the second cover cap on the panel holder (click system) / polyamide base with four 7 mm holes for attachment to the floor and Ø 71 mm polyamide cover cap
	□	12	72	8310	
	■	12	72	8320	
	■	12	72	8340	
ADJUSTABLE, REINFORCED PANEL HOLDER 130 - 170 MM FOR PANEL 13 MM	COLOUR	QTY/BOX	QTY/ CARTON	ART.	DESCRIPTION
	■	12	72	8600	REF. 86 - ADJUSTABLE REINFORCED PANEL HOLDER 130-170 MM - 13 MM / adjustable polyamide foot for height under panel between 130 mm and 170 mm / suitable for a panel thickness of 13 mm / also suitable for a panel thickness of 10 mm provided a set of intermediate pieces ref. 78 is used / delivered with 2 polyamide cover caps / 1 cover cap is provided with 2 cylindrical sleeves to secure the screws / the screws are invisible after the installation of the second cover cap on the panel holder (click system) / polyamide base with four 7 mm holes for attachment to the floor and Ø 71 mm polyamide cover cap
	□	12	72	8610	
	■	12	72	8620	
	■	12	72	8640	













SET OF DOORKNOBS Ø 50 MM	COLOUR	QTY/BOX	QTY/CARTON	ART.	DESCRIPTION
		20	120	5200	REF. 52 - DEURKNOPPEN SET Ø 50 MM
		20	120	5210	/ set of 2 polyamide Ø 50 mm doorknobs
		20	120	5220	/ suitable for a panel thicknesses of 10 mm and 13 mm
		20	120	5230	/ the doorknobs come with 2 stainless steel self-tapping cross-recessed countersunk head screws Ø 4 x 45 mm
		20	120	5240	/ the screws are invisible once the polyamide cover caps are fitted to the knobs (click system)
		20	120	5250	
		20	120	5260	









SET OF DOORKNOBS Ø 40 MM	COLOUR	QTY/BOX	QTY/CARTON	ART.	DESCRIPTION
		50	300	7500	REF. 75 - DEURKNOPPEN SET Ø 40 MM
		50	300	7510	/ set of 2 polyamide Ø 40 mm doorknobs
		50	300	7520	/ suitable for a panel thicknesses of 10 mm and 13 mm
		50	300	7540	/ the doorknobs come with 2 stainless steel self-tapping cross-recessed countersunk head screws Ø 3,5 x 30 mm
					/ the screws are invisible once the polyamide cover caps are fitted to the knobs (click system)









DOOR KNOB INSERT Ø 50 MM	QTY/BOX	ART.	BESCHRIJVING
	40	2698	REF. 2698 - INSERT TO REINFORCE THE DOORKNOB Ø 50 MM









DOORLOCK WITHOUT ADAPTER	COLOUR	QTY/BOX	QTY/CARTON	ART.	DESCRIPTION
		20	120	5400	REF. 54 - DOOR LOCK WITHOUT ADAPTER
		20	120	5410	/ polyamide twist lock with "free" indication in white and "occupied" indication in red
		20	120	5420	/ outer diameter 50 mm
		20	120	5430	/ suitable for doors fitted in-line with a thickness of 10 mm or 13 mm
		20	120	5440	/ 360-degree rotational angle with soft stop every 90 degrees
		20	120	5450	/ can be unlocked from the outside using an 8 mm square socket key ref. 1134
		20	120	5460	/ delivered with 2 stainless steel cross-recessed countersunk head M4 x 25 mm screws









DOOR LOCK TO USE WITH ADAPTER 14 MM / 17 MM	COLOUR	QTY/BOX	QTY/CARTON	ART.	DESCRIPTION
		20	120	8400	REF. 84 - DOOR LOCK TO USE WITH ADAPTER 14 MM / 17 MM
		20	120	8410	/ polyamide twist lock with "free" indication in white and "occupied" indication in red
		20	120	8420	/ outer diameter 50 mm
		20	120	8440	/ suitable for overlay doors with a thickness of 10 mm or 13 mm
					/ use with 14mm lock adapter ref. 67 for 10 mm thick overlay door and with 17 mm lock - adapter ref. 68 for 13 mm thick overlay door
					/ 360-degree rotational angle with soft stop every 90 degrees
					/ can be unlocked from the outside using an 8mm square socket key ref. 1134
					/ supplied with 2 stainless steel cross-recessed countersunk head M4 x 35 mm screws


DUAL DOOR CUBICLE LOCK	COLOUR	QTY/BOX	QTY/CARTON	ART.	DESCRIPTION
		10	60	9000	REF. 90 - DUAL DOOR CUBICLE LOCK
		10	60	9010	/ set of 2 cubicle locks
		10	60	9020	/ double door lock-system to close 2 opposite doors at the same time.
		10	60	9040	/ polyamide twist lock with "free" indication in white and "occupied" indication in red
					/ outer diameter 50 mm
					/ suitable for overlay doors with a thickness of 10 mm or 13 mm
					/ use with 14mm lock adapter ref. 67 for 10 mm thick overlay door and with 17 mm lock - adapter ref. 68 for 13 mm thick overlay door
					/ 360° rotational angle with soft stop every 90°
					/ can be unlocked from the outside using an 8 mm square socket key ref. 1134
					/ supplied with 2 stainless steel cross-recessed countersunk head M4 x 35 mm screws









DOOR LOCK ADAPTER FOR OVERLAY DOORS 10 MM	COLOUR	QTY/BOX	QTY/CARTON	ART.	DESCRIPTION
		50	200	6700	REF. 67- DOOR LOCK ADAPTER FOR OVERLAY DOORS 10 MM
		50	200	6710	/ 14 mm thick and 50 mm Ø polyamide adapter
		50	200	6720	/ on 10 mm overlay doors is mounted between the rotating part of the lock and the panel
		50	200	6730	
		50	200	6740	
		50	200	6750	
		50	200	6760	









DOOR LOCK ADAPTER FOR OVERLAY DOORS 13 MM	COLOUR	QTY/BOX	QTY/CARTON	ART.	DESCRIPTION
		50	200	6800	REF. 68 - DOOR LOCK ADAPTER FOR OVERLAY DOORS 13 MM
		50	200	6810	/ 17 mm thick and 50 mm Ø polyamide adapter
		50	200	6820	/ on 12/13 mm overlay doors is mounted between the rotating part of the lock and the panel
		50	200	6830	
		50	200	6840	
		50	200	6850	
		50	200	6860	









HINGE ADAPTER FOR OVERLAY DOORS 10 MM	COLOUR	QTY/BOX	QTY/CARTON	ART.	DESCRIPTION
		60	240	6600	REF. 66 - HINGE ADAPTER FOR OVERLAY DOORS 10 MM
		60	240	6610	/ 14 mm thick polyamide adapter
		60	240	6620	/ on 10 mm overlay doors is mounted between the hinges ref. 56/57/58/59 and fixed panel
		60	240	6630	
		60	240	6640	
		60	240	6650	
		60	240	6660	









HINGE ADAPTER FOR OVERLAY DOORS 13 MM	COLOUR	QTY/BOX	QTY/CARTON	ART.	DESCRIPTION
		60	240	7700	REF. 77 - HINGE ADAPTER FOR OVERLAY DOORS 13 MM
		60	240	7710	/ 17 mm thick polyamide adapter
		60	240	7720	/ on 13 mm overlay doors is mounted between the hinges ref. 56/57/58/59 and fixed panel
		60	240	7730	
		60	240	7740	
		60	240	7750	
		60	240	7760	



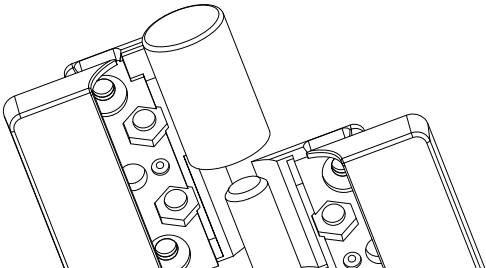
STANDARD HINGE R	COLOUR	QTY/BOX	QTY/CARTON	ART.	DESCRIPTION
		30	90	5600	REF. 56 - STANDARD RIGHT HINGE
		30	90	5610	/ right hinge in polyamide, inner hinge is reinforced with a galvanized steel plate
		30	90	5620	/ mounted on the right side of the door
		30	90	5630	/ grease lubricated stainless steel Ø 12 mm inner pin
		30	90	5640	/ 2 countersunk 6 mm mounting holes on each side of the hinge
		30	90	5650	/ the screws (not included) are invisible once the polyamide cover caps have been fitted on the hinges (click system)
		30	90	5660	/ suitable for panels fitted in-line with a thickness of 10 mm or 13 mm
					/ use with 14 mm hinge adapter ref. 66 for 10 mm thick overlay door and with 17 mm hinge adapter ref. 77 for 13 mm thick overlay door
					/ maximum load capacity is 40 kg per hinge






STANDARD HINGE L	COLOUR	QTY/BOX	QTY/CARTON	ART.	DESCRIPTION
		30	90	5700	REF. 57 - STANDARD LEFT HINGE
		30	90	5710	/ left hinge in polyamide, inner hinge is reinforced with a galvanized steel plate
		30	90	5720	/ mounted on the left side of the door
		30	90	5730	/ grease lubricated stainless steel Ø 12 mm inner pin
		30	90	5740	/ 2 countersunk 6 mm mounting holes on each side of the hinge
		30	90	5750	/ the screws (not included) are invisible once the polyamide cover caps have been fitted on the hinges (click system)
		30	90	5760	/ suitable for panels fitted in-line with a thickness of 10 mm or 13 mm
					/ use with 14 mm hinge adapter ref. 66 for 10 mm thick overlay door and with 17 mm hinge adapter ref. 77 for 13 mm thick overlay door
					/ maximum load capacity is 40 kg per hinge






SPRING HINGE R	COLOUR	QTY/BOX	QTY/CARTON	ART.	DESCRIPTION
		15	90	5800	REF. 58 - RIGHT SPRING HINGE
		15	90	5810	/ right spring hinge in polyamide, inner hinge is reinforced with a galvanized steel plate.
		15	90	5820	/ mounted on the right side of the door
		15	90	5830	/ grease lubricated stainless steel Ø 12 mm inner pin
		15	90	5840	/ galvanized steel spring in the hollow pin
		15	90	5850	/ the tension of the spring is adjusted to the upper side of the hinge with the help of a flat screw driver and locked to the side of the hinge using a 2.5 mm Allen key
		15	90	5860	/ 2 countersunk 6 mm mounting holes on each side of the hinge
					/ the screws (not included) are invisible once the polyamide cover caps have been fitted on the hinges (click system)
					/ suitable for panels fitted in-line with a thickness of 10 mm or 13 mm
					/ use with 14 mm hinge adapter ref. 66 for 10 mm thick overlay door and with 17 mm hinge adapter ref. 77 for 13 mm thick overlay door
					/ maximum load capacity is 40 kg per hinge









































SPRING HINGE L	COLOUR	QTY/BOX	QTY/CARTON	ART.	DESCRIPTION
		15	90	5900	REF. 59 - LEFT SPRING HINGE
		15	90	5910	/ left spring hinge in polyamide, inner hinge is reinforced with a galvanized steel plate.
		15	90	5920	/ mounted on the left side of the door
		15	90	5930	/ grease lubricated stainless steel Ø 12 mm inner pin
		15	90	5940	/ galvanized steel spring in the hollow pin
		15	90	5950	/ the tension of the spring is adjusted to the upper side of the hinge with the help of a flat screw driver and locked to the side of the hinge using a 2.5 mm Allen key
		15	90	5960	/ 2 countersunk 6 mm mounting holes on each side of the hinge
					/ the screws (not included) are invisible once the polyamide cover caps have been fitted on the hinges (click system)
					/ suitable for panels fitted in-line with a thickness of 10 mm or 13 mm
					/ use with 14 mm hinge adapter ref. 66 for 10 mm thick overlay door and with 17 mm hinge adapter ref. 77 for 13 mm thick overlay door
					/ maximum load capacity is 40 kg per hinge

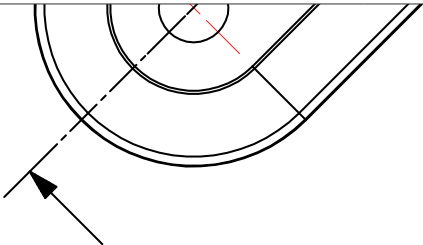
SCREWS FOR MOUNTING HINGES
10 & 13 mm panel, item 13832*
*For mounting directly onto the panel (no adapter)





































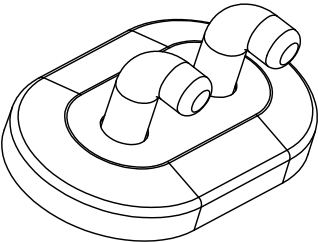
SPRING HINGE R UNLOCKED	COLOUR	QTY/BOX	QTY/CARTON	ART.	DESCRIPTION
		15	90	7100	REF. 71 - SPRING HINGE R - UNLOCKED
		15	90	7110	/ right spring hinge in polyamide, inner hinge is reinforced with a galvanized steel plate.
		15	90	7120	/ mounted on the right side of the door
		15	90	7140	/ grease lubricated stainless steel Ø 12 mm inner pin
					/ galvanized steel spring in the hollow pin
					/ the tension of the spring is adjusted to the upper side of the hinge with the help of a flat screw driver and locked to the side of the hinge using a 2.5 mm Allen key
					/ 2 countersunk 6 mm mounting holes on each side of the hinge
					/ the screws (not included) are invisible once the polyamide cover caps have been fitted on the hinges (click system)
					/ suitable for panels fitted in-line with a thickness of 10 mm or 13 mm
					/ use with 14 mm hinge adapter ref. 66 for 10 mm thick overlay door and with 17 mm hinge adapter ref. 77 for 13 mm thick overlay door
					/ maximum load capacity is 40 kg per hinge



SPRING HINGE L UNLOCKED	COLOUR	QTY/BOX	QTY/CARTON	ART.	DESCRIPTION
		15	90	7200	REF. 72 - SPRING HINGE L - UNLOCKED
		15	90	7210	/ left spring hinge in polyamide, inner hinge is reinforced with a galvanized steel plate.
		15	90	7220	/ mounted on the left side of the door
		15	90	7240	/ grease lubricated stainless steel Ø 12 mm inner pin
					/ galvanized steel spring in the hollow pin
					/ the tension of the spring is adjusted to the upper side of the hinge with the help of a flat screw driver and locked to the side of the hinge using a 2.5 mm Allen key
					/ 2 countersunk 6 mm mounting holes on each side of the hinge
					/ the screws (not included) are invisible once the polyamide cover caps have been fitted on the hinges (click system)
					/ suitable for panels fitted in-line with a thickness of 10 mm or 13 mm
					/ use with 14 mm hinge adapter ref. 66 for 10mm thick overlay door and with 17 mm hinge adapter ref. 77 for 13 mm thick overlay door
					/ maximum load capacity is 40 kg per hinge



ANGLE FIXTURE		COLOUR	QTY/BOX	QTY/CARTON	ART.	DESCRIPTION
		50	200	6200	REF. 62 - ANGLE FIXTURE	
		50	200	6210	/ polyamide corner piece for the attachment of the side partition to the wall	
		50	200	6220	/ 2 countersunk Ø 5 mm holes	
		50	200	6230	/ the screws (not included) are invisible once the polyamide cover caps have been fitted on the corner pieces (click system)	
		50	200	6240		
		50	200	6250		
		50	200	6260		
PANEL CLAMP TUBE FOR PANEL 13 MM		COLOUR	QTY/BOX	QTY/CARTON	ART.	DESCRIPTION
		20	120	6300	REF. 63 - 34 MM PANEL CLAMP TUBE FOR 13 MM PANEL	
		20	120	6310	/ polyamide panel clamp to mount 12/13 mm panels to Ø 34 mm tubes	
		20	120	6320	/ delivered with 2 stainless steel self-tapping cross-recessed countersunk head screws Ø 4.8 x 20 mm and 2 polyamide cover caps	
		20	120	6330	/ 1 cover cap is provided with 1 cylindrical sleeve to secure the screw	
		20	120	6340	/ the screw is invisible after the installation of the second cover cap on the panel clamp (click system)	
		20	120	6350		
		20	120	6360		
PANEL-TO-WALL CLAMP		COLOUR	QTY/BOX	QTY/CARTON	ART.	DESCRIPTION
		25	100	6400	REF. 64 - 13 MM PANEL-TO-WALL CLAMP	
		25	100	6410	/ polyamide panel clamp to mount 12/13 mm panels to the wall	
		25	100	6420	/ 1 countersunk Ø 5 mm hole to mount the panel clamp to the wall	
		25	100	6430	/ comes with 2 stainless steel self-tapping cross-recessed countersunk head screws Ø 4.8 x 20 mm and 2 polyamide cover caps	
		25	100	6440	/ 1 cover cap is provided with 1 cylindrical sleeve to secure the screw	
		25	100	6450	/ the screw is invisible after the installation of the second cover cap on the panel clamp (click system)	
		25	100	6460		
SET OF INTERMEDIATE PIECES FOR ADJUSTABLE FOOT 140-170MM		COLOUR	QTY/BOX	ART.	DESCRIPTION	
		12 sets/bag	7800	REF. 78 - SET OF SPACES FOR ADJUSTABLE FOOT 140-170MM -		
		12 sets/bag	7810	FOR ADJUSTING PANEL THICKNESS FROM 13MM TO 10MM		
		12 sets/bag	7820	/ set of 2 polyamide intermediate pieces, each 1,5 mm thick		
		12 sets/bag	7830	/ is used with 13 mm panel holder ref. 50 for 10 mm thick panels		
		12 sets/bag	7840	/ the intermediate pieces are inserted between the panel holder and the panel and maintained in position by the cover cap of the panel holder		
		12 sets/bag	7850			
		12 sets/bag	7860			
PANEL CLAMP ADAPTER SET TO INCREASE PANEL THICKNESS FROM 13 MM TO 10 MM		COLOUR	QTY/BOX	ART.	DESCRIPTION	
		20 sets/bag	7900	REF. 79 - PANEL CLAMP SET TO INCREASE PANEL THICKNESS FROM 13 MM TO 10 MM		
		20 sets/bag	7910	/ set of 2 polyamide intermediate pieces, each 1.5 mm thick		
		20 sets/bag	7920	/ is used with panel clamps ref. 63 and 64 for 10 mm thick panels		
		20 sets/bag	7930	/ the intermediate pieces are inserted between the panel clamp and the panel and maintained in position by the cover cap of the panel clamp		
		20 sets/bag	7940			
		20 sets/bag	7950			
		20 sets/bag	7960			






SINGLE CLOTHES HOOK	COLOUR	QTY/BOX	QTY/CARTON	ART.	DESCRIPTION
		50	200	6000	REF. 60 - SINGLE CLOTHES HOOK
		50	200	6010	/ polyamide single clothes hook
		50	200	6020	/ base with 2 countersunk Ø 4.5 mm holes
		50	200	6030	/ the screws (not included) are invisible once the polyamide cover cap has been fitted on the clothes hook (click system)
		50	200	6040	
		50	200	6050	
		50	200	6060	
KLEERHAAK DUBBEL	COLOUR	QTY/BOX	QTY/CARTON	ART.	DESCRIPTION
		25	100	6100	REF. 61 - DOUBLE CLOTHES HOOK
		25	100	6110	/ polyamide double clothes hook
		25	100	6120	/ base with 2 countersunk Ø 4.5 mm holes
		25	100	6130	/ the screws (not included) are invisible once the polyamide cover cap has been fitted on the clothes hook (click system)
		25	100	6140	
		25	100	6150	
		25	100	6160	
DOUBLE CLOTHES HOOK ROTATING	COLOUR	QTY/BOX	QTY/CARTON	ART.	DESCRIPTION
		25	100	8800	REF. 88 - DOUBLE CLOTHES HOOK ROTATING
		25	100	8810	/ polyamide double clothes hook rotating
		25	100	8820	/ base with 6 countersunk Ø 4.5 mm holes
		25	100	8840	/ the screws (not included) are invisible once the polyamide cover cap has been fitted on the clothes hook (click system)
TOILET ROLL HOLDER	COLOUR	QTY/BOX	QTY/CARTON	ART.	DESCRIPTION
		10	40	6500	REF. 65 - TOILET ROLL HOLDER
		10	40	6510	/ polyamide toilet roll holder with hinged holder
		10	40	6520	/ base with 2 countersunk Ø 5 mm holes
		10	40	6530	/ the screws (not included) are invisible once the polyamide cover cap has been fitted on the roll holder (click system)
		10	40	6540	
		10	40	6550	
		10	40	6560	
ROSETTE	COLOUR	QTY/BOX	QTY/CARTON	ART.	DESCRIPTION
		20	120	8900	REF. 89 - ROSETTE
		20	120	8910	/ base with 4 countersunk Ø 7 mm
		20	120	8920	/ the screws (not included) are invisible once the polyamide cover cap has been fitted on the rosette (click system)
		20	120	8940	



 RAL 7043 - TRAFFIC GREY B
 RAL 7038 - AGATE GREY

 RAL 9010 - PURE WHITE
 RAL 1021 - RAPESEED YELLOW

 RAL 9005 - JET BLACK
 RAL 3003 - RUBY RED

 RAL 5003 - SAPPHIRE BLUE

ALUMINIUM
SILVER LINE


The **CUBILOX** Aluminium range is made of high quality aluminium, machined with extreme precision and and natural anodized to become the silver look.


The **CUBILOX** Aluminium range includes all hardware for various panel thicknesses with outward- or inward- opening doors, for full in line doors as well as overlay doors.


Cubicles previously fitted with NYLON door fittings hardware can be converted to aluminium silverline without additional drilling.





- ONLY USE IN DRY ENVIRONMENTS -

ADJUSTABLE PANEL HOLDER 90-130MM-10MM	QTY/BOX	QTY/CARTON	DESCRIPTION
	12	72	REF. 2678 - ADJUSTABLE PANEL HOLDER 90 - 130 MM - 10 MM / base in galvanized steel with 6 x Ø 7mm holes for mounting to the floor and with M12 threaded rod for height adjustment / adjustable foot made in silver anodized aluminium for height under panel between 90 mm and 130 mm / suitable for panels with thickness of 10 mm / rod diameter 18 mm / underneath the base, a polyamide cover (click system) to avoid contact between the metal and the floor / the height of the panel holder is adjusted using a 17 mm flat key / a 17 mm counter-nut ensures the stability of the panel holder / a double cover cap in anodized aluminium with a 71 mm outer diameter at the base (click system) ensures easy access to the screws / 2 countersunk Ø 5 mm holes in the panel holder to secure the panel

ADJUSTABLE PANEL HOLDER 140-170MM-13MM	QTY/BOX	QTY/CARTON	DESCRIPTION
	12	72	REF. 2009 - ADJUSTABLE PANEL HOLDER 140 - 170 MM - 13 MM / base in galvanized steel with 6 x Ø 7 mm holes for mounting to the floor and with M12 threaded rod for height adjustment / adjustable foot made in silver anodized aluminium for height under panel between 140 mm and 170 mm / suitable for a panel thickness of 13 mm / rod diameter 18 mm / underneath the base, a polyamide cover (click system) to avoid contact between the metal and the floor / the height of the panel holder is adjusted using a 17 mm flat key / a 17 mm counter-nut ensures the stability of the panel holder / a double cover cap in anodized aluminium with a 71 mm outer diameter at the base (click system) ensures easy access to the screws / 2 countersunk Ø 5 mm holes in the panel holder to secure the panel







ADJUSTABLE,REINFORCED PANEL HOLDER 90-130MM - 10MM	QTY/BOX	QTY/CARTON	DESCRIPTION
	12	72	REF. 3107 - ADJUSTABLE REINFORCED PANEL HOLDER 90 - 130 MM - 10 MM / base in stainless steel with 6 x Ø 7 mm holes for mounting to the floor and with M12 threaded rod for height adjustment / adjustable foot made in silver anodized aluminium for height under panel between 90 mm and 130 mm / suitable for a panel thickness of 10 mm / rod diameter 18 mm / underneath the base, a polyamide cover (click system) to avoid contact between the metal and the floor / the height of the panel holder is adjusted using a 17 mm flat key / a 17 mm counter-nut ensures the stability of the panel holder / a double cover cap in anodized aluminium with a 71 mm outer diameter at the base (click system) ensures easy access to the screws / 2 countersunk Ø 5 mm holes in the panel holder to secure the panel

ADJUSTABLE,REINFORCED PANEL HOLDER 90-130MM - 13MM	QTY/BOX	QTY/CARTON	DESCRIPTION
	12	72	REF. 3510 - ADJUSTABLE REINFORCED PANEL HOLDER 90 - 130 MM - 13 MM / base in stainless steel with 6 x Ø 7 mm holes for mounting to the floor and with M12 threaded rod for height adjustment / adjustable foot made in silver anodized aluminium for height under panel between 90 mm and 130 mm / suitable for a panel thickness of 12/13 mm / rod diameter 18 mm / underneath the base, a polyamide cover (click system) to avoid contact between the metal and the floor / the height of the panel holder is adjusted using a 17 mm flat key / a 17 mm counter-nut ensures the stability of the panel holder / a double cover cap in anodized aluminium with a 71 mm outer diameter at the base (click system) ensures easy access to the screws / 2 countersunk Ø 5 mm holes in the panel holder to secure the panel

ADJUSTABLE,REINFORCED PANEL HOLDER 140-170MM - 13 MM	QTY/BOX	QTY/CARTON	DESCRIPTION
	12	72	REF. 3108 - ADJUSTABLE REINFORCED PANEL HOLDER 140 - 170 MM - 13 MM / base in stainless steel with 6 x Ø 7 mm holes for mounting to the floor and with M12 threaded rod for height adjustment / adjustable foot made in silver anodized aluminium for height under panel between 140 mm and 170 mm / suitable for a panel thickness of 13 mm / rod diameter 18 mm / underneath the base, a polyamide cover (click system) to avoid contact between the metal and the floor / the height of the panel holder is adjusted using a 17 mm flat key / a 17 mm counter-nut ensures the stability of the panel holder / a double cover cap in anodized aluminium with a 71 mm outer diameter at the base (click system) ensures easy access to the screws / 2 countersunk Ø 5 mm holes in the panel holder to secure the panel





feet to be mounted with screws (2x) item 13831 (5x12)

- ONLY USE IN DRY ENVIRONMENTS -

PANEL HOLDER 90 - 130 MM ->24 MM WITH HIDDEN MOUNTING PLATE	QTY/BOX	QTY/CARTON	DESCRIPTION
 	12	72	REF. 14708 - PANEL HOLDER 90 - 130 MM ->24 MM WITH HIDDEN MOUNTING PLATE / base in stainless steel with 6 x Ø 7 mm holes for mounting to the floor and with M12 threaded rod for height adjustment / adjustable foot made in silver anodized aluminium for height under panel between 90 mm and 130 mm / panels (thickness of >24 mm) can be fixed at the bottom with hidden mounting plate. / rod diameter 18 mm / underneath the base, a polyamide cover (click system) to avoid contact between the metal and the floor / the height of the panel holder is adjusted using a 17 mm flat key / a 17 mm counter-nut ensures the stability of the panel holder / a double cover cap in anodized aluminium with a 71 mm outer diameter at the base (click system) ensures easy access to the screws / 2 countersunk Ø 5 mm holes in the panel holder to secure the panel
PANEL HOLDER 140 - 170 MM ->24 MM WITH HIDDEN MOUNTING PLATE	QTY/BOX	QTY/CARTON	DESCRIPTION
 	12	72	REF. 14709 - PANEL HOLDER 140 - 170 MM ->24 MM WITH HIDDEN MOUNTING PLATE / base in stainless steel with 6 x Ø 7 mm holes for mounting to the floor and with M12 threaded rod for height adjustment / adjustable foot made in silver anodized aluminium for height under panel between 140 mm and 170 mm / panels (thickness of >24 mm) can be fixed at the bottom with hidden mounting plate. / rod diameter 18 mm / underneath the base, a polyamide cover (click system) to avoid contact between the metal and the floor / the height of the panel holder is adjusted using a 17 mm flat key / a 17 mm counter-nut ensures the stability of the panel holder / a double cover cap in anodized aluminium with a 71 mm outer diameter at the base (click system) ensures easy access to the screws / 2 countersunk Ø 5 mm holes in the panel holder to secure the panel
PANEL HOLDER 170 - 210 MM ->24 MM WITH HIDDEN MOUNTING PLATE	QTY/BOX	QTY/CARTON	DESCRIPTION
 	12	72	REF. 14767 - PANEL HOLDER 170 - 210 MM ->24 MM WITH HIDDEN MOUNTING PLATE / base in stainless steel with 6 x Ø 7 mm holes for mounting to the floor and with M12 threaded rod for height adjustment / adjustable foot made in silver anodized aluminium for height under panel between 90 mm and 130 mm / panels (thickness of >24 mm) can be fixed at the bottom with hidden mounting plate. / rod diameter 18 mm / underneath the base, a polyamide cover (click system) to avoid contact between the metal and the floor / the height of the panel holder is adjusted using a 17 mm flat key / a 17 mm counter-nut ensures the stability of the panel holder / a double cover cap in anodized aluminium with a 71 mm outer diameter at the base (click system) ensures easy access to the screws / 2 countersunk Ø 5 mm holes in the panel holder to secure the panel

SET OF 2 DOORKNOBS 30 MM	QTY/BOX	QTY/CARTON	DESCRIPTION
	20	120	REF. 2257 - SET OF TWO DOORKNOBS 30 MM / set of 2 Ø 30 mm doorknobs in anodized aluminium (male-female) / suitable for a panel thicknesses of 10 mm and 13 mm / male knob is provided with a stainless steel M8 threaded rod / female knob has an inner thread of M8 and is locked laterally using a 3 mm Allen key
DOOR LOCK WITH KNOB 13 MM	QTY/BOX	QTY/CARTON	DESCRIPTION
	20	60	REF. 2120 - DOOR LOCK WITH INTEGRATED KNOB 13 MM / only for doors with outward opening / silver anodized aluminium twist lock with "free" indication in white and "occupied" indication in red / door lock shape specially adapted to also serve as a doorknob / 57 mm outer diameter / suitable for doors fitted in-line with a thickness of 10 mm or 13 mm / 360° rotational angle with soft stop every 90° / can be unlocked from the outside using an 8 mm square socket key ref. 1134 / incl. 2x DIN 965 A2 M4x60
DOORLOCK STANDARD 13 MM - IN LINE	QTY/BOX	QTY/CARTON	DESCRIPTION
	10	60	REF. 2607 - DOOR LOCK STANDARD 13 MM - IN LINE / silver anodized aluminium twist lock with "free" indication in white and "occupied" indication in red / 57 mm outer diameter / suitable for doors fitted in-line with a thickness of 10 mm or 13 mm / 360° rotational angle with soft stop every 90° / can be unlocked from the outside using an 8 mm square socket key ref. 1134 / incl. 2x DIN 965 A2 M4x30
DOORLOCK STANDARD 13 MM + 17MM - OVERLAY	QTY/BOX	QTY/CARTON	DESCRIPTION
	10	60	REF. 3005 - DOOR LOCK STANDARD 13 MM + 17 MM - OVERLAY / silver anodized aluminium twist lock with "free" indication in white and "occupied" indication in red / 57 mm outer diameter / suitable for overlay doors with a thickness of 13 mm because of the integrated adapter of 17 mm / 360° rotational angle with soft stop every 90° / can be unlocked from the outside using an 8 mm square socket key ref. 1134 / incl. 2x DIN 965 A2 M4x50
DOORLOCK STANDARD 10 MM - IN LINE	QTY/BOX	QTY/CARTON	DESCRIPTION
	10	60	REF. 3003 - DOOR LOCK STANDARD 10 MM - IN LINE / silver anodized aluminium twist lock with "free" indication in white and "occupied" indication in red / 57 mm outer diameter / suitable for doors fitted in-line with a thickness of 10 mm / 360° rotational angle with soft stop every 90° / can be unlocked from the outside using an 8 mm square socket key ref. 1134 / incl. 2x DIN 965 A2 M4x30
DOORLOCK STANDARD 10 MM + 14 MM - OVERLAY	QTY/BOX	QTY/CARTON	DESCRIPTION
	10	60	REF. 3004 - DOOR LOCK STANDARD 10 MM + 14 MM - OVERLAY / silver anodized aluminium twist lock with "free" indication in white and "occupied" indication in red / 57 mm outer diameter / suitable for overlay doors with a thickness of 10mm because of the integrated adapter of 14 mm / 360° rotational angle with soft stop every 90° / can be unlocked from the outside using an 8 mm square socket key ref. 1134 / incl. 2x DIN 965 A2 M4x45

- ONLY USE IN DRY ENVIRONMENTS -

RIGHT HINGE + COVER CAPS	QTY/BOX	QTY/CARTON	DESCRIPTION
	30	90	REF. 2115 - RIGHT HINGE WITH COVER CAPS / right hinge in silver anodized aluminium / mounted on the right side of the door / grease lubricated stainless steel Ø 12 mm inner pin / a nylon sleeve is mounted over the pin between the 2 hinge parts / 2 countersunk Ø 5 mm mounting holes on each side of the hinge / the screws (not included) are invisible once the cover caps in anodized aluminium have been fitted onto the hinges using a 1.5 mm Allen key / suitable for panels fitted in-line with a thickness of 10 mm or 13 mm / use with 14 mm hinge adapter ref. 2681 for 10 mm thick overlay door and with 17 mm hinge adapter ref. 2695 for 13 mm thick overlay door / maximum load capacity is 40 kg per hinge
LEFT HINGE + COVER CAPS	QTY/BOX	QTY/CARTON	DESCRIPTION
	30	90	REF. 1913 - LEFT HINGE WITH COVER CAPS / left hinge in silver anodized aluminium / mounted on the left side of the door / grease lubricated stainless steel Ø 12 mm inner pin / a nylon sleeve is mounted over the pin between the 2 hinge parts / 2 countersunk Ø 5 mm mounting holes on each side of the hinge / the screws (not included) are invisible once the cover caps in anodized aluminium have been fitted onto the hinges using a 1.5 mm Allen key / suitable for panels fitted in-line with a thickness of 10 mm or 13 mm / use with 14 mm hinge adapter ref. 2681 for 10 mm thick overlay door and with 17 mm hinge adapter ref. 2695 for 13 mm thick overlay door / the maximum load capacity is 40 kg per hinge
RIGHT SPRING HINGE + COVER CAPS	QTY/BOX	QTY/CARTON	DESCRIPTION
	15	90	REF. 2116 - RIGHT SPRING HINGE WITH COVER CAPS / right spring hinge in silver anodized aluminium / mounted on the right side of the door / grease lubricated hollow brass Ø 12 mm inner pin with stainless steel spring in the hollow pin / the tension of the spring is adjusted to the upper side of the hinge with the help of a 6 mm Allen key and locked to the side of the hinge using a 2.5 mm Allen key / a nylon sleeve is mounted over the pin between the 2 hinge parts / 2 countersunk Ø 5 mm mounting holes on each side of the hinge / the screws (not included) are invisible once the cover caps in anodized aluminium have been fitted onto the hinges using a 1.5 mm Allen key / suitable for panels fitted in-line with a thickness of 10 mm or 13 mm / use with 14 mm hinge adapter ref. 2681 for 10 mm thick overlay door and with 17 mm hinge adapter ref. 2695 for 13 mm thick overlay door / the maximum load capacity is 40 kg per hinge
LEFT SPRING HINGE + COVER CAPS	QTY/BOX	QTY/CARTON	DESCRIPTION
	15	90	REF. 1914 - LEFT SPRING HINGE WITH COVER CAPS / left spring hinge in silver anodized aluminium / mounted on the left side of the door / grease lubricated hollow brass Ø 12 mm inner pin with stainless steel spring in the hollow pin / the tension of the spring is adjusted to the upper side of the hinge with the help of a 6 mm Allen key and locked to the side of the hinge using a 2.5 mm Allen key / a nylon sleeve is mounted over the pin between the 2 hinge parts / 2 countersunk Ø 5 mm mounting holes on each side of the hinge / the screws (not included) are invisible once the cover caps in anodized aluminium have been fitted onto the hinges using a 1.5 mm Allen key / suitable for panels fitted in-line with a thickness of 10 mm or 13 mm / use with 14 mm hinge adapter ref. 2681 for 10 mm thick overlay door and with 17 mm hinge adapter ref. 2695 for 13 mm thick overlay door / maximum load capacity is 40 kg per hinge





SCREWS FOR MOUNTING HINGES

10 mm panel, item 15186* (5x10)

13 mm panel, item 13831* (5x12)

*For mounting directly onto the panel (no adapter)

HINGE ADAPTER FOR 10 MM OVERLAY DOORS	QTY/BOX	QTY/CARTON	DESCRIPTION
	30	120	REF. 2681 - 14 MM HINGE ADAPTER / 14 mm thick adapter in silver anodized aluminium / used for 10 mm overlay doors is mounted between the hinges ref. 2113/1911/2114/1912/2115/1913/2116/1914 and the fixed panel
HINGE ADAPTER FOR 13 MM OVERLAY DOORS	QTY/BOX	QTY/CARTON	DESCRIPTION
	30	120	REF. 2695 - 17 MM HINGE ADAPTER / 17 mm thick adapter in silver anodized aluminium / used for 13 mm overlay doors, mounted between the hinges ref. 2113/1911/2114/1912/2115/1913/2116/1914 and the fixed panel
CLOTHES HOOK	QTY/BOX	QTY/CARTON	DESCRIPTION
	50	200	REF. 2258 - CLOTHES HOOK / single clothes hook in silver anodized aluminium / 2 countersunk Ø 5mm holes to be mounted with screws (2x) item 15185 (5x16) for panel 10 mm and panel 13 mm
PANEL-TO-WALL CLAMP 10 MM	QTY/BOX	QTY/CARTON	DESCRIPTION
	25	100	REF. 4815 PANEL-TO-WALL CLAMP 10 MM / silver anodized aluminium / 1 countersunk Ø 5,5 mm hole for attachment to the panel / 1 countersunk Ø 4 mm hole to mount the panel clamp to the wall to be mounted with screws (2x) item 13831 (5x12) for panel 10 mm and panel 13 mm
PANEL-TO-WALL CLAMP 13 MM	QTY/BOX	QTY/CARTON	DESCRIPTION
	25	100	REF. 4816 PANEL-TO-WALL CLAMP 13 MM / silver anodized aluminium / 1 countersunk Ø 5,5 mm hole for attachment to the panel / 1 countersunk Ø 4 mm hole to mount the panel clamp to the wall to be mounted with screws (2x) item 13831 (5x12) for panel 10 mm and panel 13 mm

ANGLE FIXTURE WITH 2 COUNTERSUNK HOLES	QTY/CARTON	DESCRIPTION	
	60	REF. 2430 - ANGLE FIXTURE WITH 2 COUNTERSUNK HOLES / silver anodized aluminium for the attachment of the side partition to the wall / 2 countersunk holes Ø 6 mm	
ANGLE FIXTURE WITH 1 COUNTERSUNK HOLE AND 1 SLOT HOLE	QTY/CARTON	DESCRIPTION	
	60	REF. 3178 - ANGLE FIXTURE WITH 1 COUNTERSUNK HOLE AND 1 SLOT HOLE / silver anodized aluminium for the attachment of the side partition to the wall / 1 countersunk hole Ø 6 mm / 1 slot hole	
PANEL CLAMP TUBE FOR PANEL 13 M SOLID	AANTAL/ KARTON	BESCHRIJVING	
	50	REF. 2747 - PANEL CLAMP TUBE FOR PANEL 13 MM ANODIZED (SOLID) REF. 1257 - PANEL CLAMP TUBE FOR PANEL 13 MM MILL FINISH ALU (SOLID) / silver anodized aluminium / for a panel of 13 mm / for a tube of Ø 35 mm / for front wall use	
PANEL CLAMP TUBE FOR PANEL 13 M ROTATING	AANTAL/ KARTON	BESCHRIJVING	
	50	REF. 3303 - PANEL CLAMP TUBE FOR PANEL 13 MM ANODIZED (ROTATING) / silver anodized aluminium / for a panel of 13 mm / for a tube of Ø 35 mm / for side wall use	

ALUMINIUM
BLACK LINE

The CUBILOX Aluminium range is made of high quality aluminium, machined with extreme precision and and natural anodized to become the silver look.

The CUBILOX Aluminium range includes all hardware for various panel thicknesses with outward- or inward- opening doors, for full in line doors as well as overlay doors.

Cubicles fitted previously with NYLON door hardware can be converted to aluminium without additional drilling.

- ONLY USE IN DRY ENVIRONMENTS -

ADJUSTABLE PANEL HOLDER 90-130MM-10MM	QTY/BOX	QTY/CARTON	DESCRIPTION	
	12	72	REF. 12000 - ADJUSTABLE PANEL HOLDER 90 - 130 MM - 10 MM / base in galvanized steel with 6 x Ø 7 mm holes for mounting to the floor and with M12 threaded rod for height adjustment / adjustable foot made in black anodized aluminium for height under panel between 90 mm and 130 mm / suitable for panels with thickness of 10 mm / rod diameter 18 mm / underneath the base, a polyamide cover (click system) to avoid contact between the metal and the floor / height of the panel holder is adjusted using a 17 mm flat key / a 17 mm counter-nut ensures the stability of the panel holder / a double cover cap in anodized aluminium with a 71 mm outer diameter at the base (click system) ensures easy access to the screws / 2 countersunk Ø 5 mm holes in the panel holder to secure the panel	
ADJUSTABLE PANEL HOLDER 140-170MM-13MM	QTY/BOX	QTY/CARTON	DESCRIPTION	
	12	72	REF. 12001 - ADJUSTABLE PANEL HOLDER 140 - 170 MM - 13 MM / base in galvanized steel with 6 x Ø 7 mm holes for mounting to the floor and with M12 threaded rod for height adjustment / adjustable foot made in black anodized aluminium for height under panel between 140 mm and 170 mm / suitable for panels with thickness of 10 mm / rod diameter 18 mm / underneath the base, a polyamide cover (click system) to avoid contact between the metal and the floor / height of the panel holder is adjusted using a 17 mm flat key / a 17 mm counter-nut ensures the stability of the panel holder / a double cover cap in anodized aluminium with a 71 mm outer diameter at the base (click system) ensures easy access to the screws / 2 countersunk Ø 5 mm holes in the panel holder to secure the panel	
ADJUSTABLE, REINFORCED PANEL HOLDER 90-130MM - 10MM	QTY/BOX	QTY/CARTON	DESCRIPTION	
	12	72	REF. 12002 - ADJUSTABLE REINFORCED PANEL HOLDER 90 - 130 MM - 10 MM / base in stainless steel with 6 x Ø 7 mm holes for mounting to the floor and with M12 threaded rod for height adjustment / adjustable foot made in black anodized aluminium for height under panel between 90 mm and 130 mm / suitable for panels with thickness of 10 mm / rod diameter 18 mm / underneath the base, a polyamide cover (click system) to avoid contact between the metal and the floor / height of the panel holder is adjusted using a 17 mm flat key / a 17 mm counter-nut ensures the stability of the panel holder / a double cover cap in anodized aluminium with a 71 mm outer diameter at the base (click system) ensures easy access to the screws / 2 countersunk Ø 5 mm holes in the panel holder to secure the panel	
ADJUSTABLE, REINFORCED PANEL HOLDER 90-130MM - 13MM	QTY/BOX	QTY/CARTON	DESCRIPTION	
	12	72	REF. 12003 - ADJUSTABLE REINFORCED PANEL HOLDER 90 - 130 MM - 13 MM / base in stainless steel with 6 x Ø 7 mm holes for mounting to the floor and with M12 threaded rod for height adjustment / adjustable foot made in black anodized aluminium for height under panel between 90 mm and 130 mm / suitable for panels with thickness of 13 mm / rod diameter 18 mm / underneath the base, a polyamide cover (click system) to avoid contact between the metal and the floor / height of the panel holder is adjusted using a 17 mm flat key / a 17 mm counter-nut ensures the stability of the panel holder / a double cover cap in anodized aluminium with a 71 mm outer diameter at the base (click system) ensures easy access to the screws / 2 countersunk Ø 5 mm holes in the panel holder to secure the panel	
ADJUSTABLE, REINFORCED PANEL HOLDER 140-170MM - 13 MM	QTY/BOX	QTY/CARTON	DESCRIPTION	
	12	72	REF. 12004 - ADJUSTABLE REINFORCED PANEL HOLDER 140 - 170 MM - 13 MM / base in stainless steel with 6 Ø 7 mm holes for mounting to the floor and with M12 threaded rod for height adjustment / adjustable foot made in black anodized aluminium for height under panel between 140 mm and 170 mm / suitable for panels with thickness of 13 mm / rod diameter 18 mm / underneath the base, a polyamide cover (click system) to avoid contact between the metal and the floor / height of the panel holder is adjusted using a 17 mm flat key / a 17 mm counter-nut ensures the stability of the panel holder / a double cover cap in anodized aluminium with a 71 mm outer diameter at the base (click system) ensures easy access to the screws / 2 countersunk Ø 5 mm holes in the panel holder to secure the panel	

feet to be mounted with screws (2x) item 13831 (5x12)



SET OF TWO DOORKNOBS 30 MM	QTY/BOX	QTY/CARTON	DESCRIPTION	
	20	120	REF. 12005 - SET OF TWO DOORKNOBS 30 MM / set of Ø 30 mm doorknobs in black anodized aluminium / suitable for panel with thicknesses between 10 mm and 13 mm / the male knob is provided with a stainless steel M8 threaded rod / the female knob has an inner thread of M8 and is locked laterally using a 3 mm Allen key	
DOOR LOCK WITH KNOB 13 MM - IN LINE	QTY/BOX	QTY/CARTON	DESCRIPTION	
	20	60	REF. 12006 - DOOR LOCK WITH INTEGRATED KNOB 13 MM - IN LINE / only for doors with outward opening / black anodized aluminium twist lock with "free" indication in white and "occupied" indication in red / door lock shape specially adapted to also serve as a doorknob / 57 mm outer diameter / suitable for doors fitted in-line with a thickness of 10 mm or 13 mm / 360° rotational angle with soft stop every 90° / can be unlocked from the outside using an 8 mm square socket key ref. 1134 / incl. 2 x DIN 965 A2 M4 x 45 mm	
DOORLOCK STANDARD 13 MM - IN LINE	QTY/BOX	QTY/CARTON	DESCRIPTION	
	10	60	REF. 12007 - DOOR LOCK STANDARD 13 MM - IN LINE / black anodized aluminium twist lock with "free" indication in white and "occupied" indication in red / 57 mm outer diameter / suitable for doors fitted in-line with a thickness of 13 mm / 360° rotational angle with soft stop every 90° / can be unlocked from the outside using an 8mm square socket key ref. 1134 / incl. 2 x DIN 965 A2 M4 x 30 mm	
DOORLOCK STANDARD 13 MM + 17MM - OVERLAY	QTY/BOX	QTY/CARTON	DESCRIPTION	
	8	48	REF. 12008 - DOOR LOCK STANDARD 13 MM + 17 MM - OVERLAY / black anodized aluminium twist lock with "free" indication in white and "occupied" indication in red / 57 mm outer diameter / suitable for overlay doors with a thickness of 13 mm because of the integrated adapter of 17 mm / 360° rotational angle with soft stop every 90° / can be unlocked from the outside using an 8 mm square socket key ref. 1134 / incl. 2 x DIN 965 A2 M4 x 50 mm	
DOORLOCK STANDARD 10 MM - IN LINE	QTY/BOX	QTY/CARTON	DESCRIPTION	
	10	60	REF. 12009 - DOOR LOCK STANDARD 10 MM - IN LINE / black anodized aluminium twist lock with "free" indication in white and "occupied" indication in red / 57 mm outer diameter / suitable for doors fitted in-line with a thickness of 10 mm / 360° rotational angle with soft stop every 90° / can be unlocked from the outside using an 8 mm square socket key ref. 1134 / incl. 2 x DIN 965 A2 M4 x 30 mm	
DOORLOCK STANDARD 10 MM + 14 MM - OVERLAY	QTY/BOX	QTY/CARTON	DESCRIPTION	
	10	60	REF. 12010 - DOOR LOCK STANDARD 10 MM + 14 MM - OVERLAY / black anodized aluminium twist lock with "free" indication in white and "occupied" indication in red / 57 mm outer diameter / suitable for overlay doors with a thickness of 10 mm because of the integrated adapter of 14 mm / 360° rotational angle with soft stop every 90° / can be unlocked from the outside using an 8 mm square socket key ref. 1134 / incl. 2 x DIN 965 A2 M4 x 45 mm	

- ONLY USE IN DRY ENVIRONMENTS -

RIGHT HINGE + COVER CAPS	QTY/BOX	QTY/CARTON	DESCRIPTION	
	30	90	REF. 12011 - RIGHT HINGE WITH COVER CAPS / right hinge in black anodized aluminium / mounted on the right side of the door / grease lubricated stainless steel Ø 12 mm inner pin / a nylon sleeve is mounted over the pin between the 2 hinge parts / 2 countersunk Ø 5 mm mounting holes on each side of the hinge / the screws (not included) are invisible once the cover caps in anodized aluminium have been fitted onto the hinges using a 1.5 mm Allen key / suitable for panels fitted in-line with a thickness of 10 mm or 13 mm / use with 14 mm hinge adapter ref. 2681 for 10 mm thick overlay door and with 17 mm hinge adapter ref. 2695 for 13 mm thick overlay door / maximum load capacity is 40 kg per hinge	
LEFT HINGE + COVER CAPS	QTY/BOX	QTY/CARTON	DESCRIPTION	
	30	90	REF. 12012 - LEFT HINGE WITH COVER CAPS / left hinge in black anodized aluminium / mounted on the left side of the door / grease lubricated stainless steel Ø 12 mm inner pin / a nylon sleeve is mounted over the pin between the 2 hinge parts / 2 countersunk Ø 5 mm mounting holes on each side of the hinge / the screws (not included) are invisible once the cover caps in anodized aluminium have been fitted onto the hinges using a 1.5 mm Allen key / suitable for panels fitted in-line with a thickness of 10 mm or 13 mm / use with 14 mm hinge adapter ref. 2681 for 10 mm thick overlay door and with 17 mm hinge adapter ref. 2695 for 13 mm thick overlay door / maximum load capacity is 40 kg per hinge	
RIGHT SPRING HINGE + COVER CAPS	QTY/BOX	QTY/CARTON	DESCRIPTION	
	15	90	REF. 12013 - RIGHT SPRING HINGE WITH COVER CAPS / right spring hinge in black anodized aluminium / mounted on the right side of the door / grease lubricated hollow brass Ø 12 mm inner pin with stainless steel spring insert / the tension of the spring is adjusted to the upper side of the hinge with the help of a 6 mm Allen key and locked to the side of the hinge using a 2.5 mm Allen key / a nylon sleeve is mounted over the pin between the 2 hinge parts / 2 countersunk Ø 5 mm mounting holes on each side of the hinge / the screws (not included) are invisible once the cover caps in anodized aluminium have been fitted onto the hinges using a 1.5 mm Allen key / suitable for panels fitted in-line with a thickness of 10 mm or 13 mm / use with 14 mm hinge adapter ref. 2681 for 10 mm thick overlay door and with 17 mm hinge adapter ref. 2695 for 13 mm thick overlay door / maximum load capacity is 40 kg per hinge	
LEFT SPRING HINGE + COVER CAPS	QTY/BOX	QTY/CARTON	DESCRIPTION	
	15	90	REF. 12014 - LEFT SPRING HINGE WITH COVER CAPS / left spring hinge in black anodized aluminium / mounted on the left side of the door / grease lubricated hollow brass Ø 12 mm inner pin with stainless steel spring insert / the tension of the spring is adjusted to the upper side of the hinge with the help of a 6 mm Allen key and locked to the side of the hinge using a 2.5 mm Allen key / a nylon sleeve is mounted over the pin between the 2 hinge parts / 2 countersunk Ø 5 mm mounting holes on each side of the hinge / the screws (not included) are invisible once the cover caps in anodized aluminium have been fitted onto the hinges using a 1.5 mm Allen key / suitable for panels fitted in-line with a thickness of 10 mm or 13 mm / use with 14 mm hinge adapter ref. 2681 for 10 mm thick overlay door and with 17 mm hinge adapter ref. 2695 for 13 mm thick overlay door / maximum load capacity is 40 kg per hinge	

SCREWS FOR MOUNTING HINGES
10 mm panel, item 15186* (5x10)
13 mm panel, item 13831* (5x12)
*For mounting directly onto the panel (no adapter)

HINGE ADAPTER FOR 10 MM OVERLAY DOORS	QTY/BOX	QTY/CARTON	DESCRIPTION	
	30	120	REF. 12015 - 14 MM HINGE ADAPTER FOR 10 MM OVERLAY DOORS / 14 mm thick adapter in black anodized aluminium / used for 10 mm overlay doors, mounted between the hinges ref. 12011/12012/12013/12014 and the fixed panel	
HINGE ADAPTER FOR 13 MM OVERLAY DOORS	QTY/BOX	QTY/CARTON	DESCRIPTION	
	30	120	REF. 12016 - 17 MM HINGE ADAPTER FOR 13 MM OVERLAY DOORS / 17 mm thick adapter in black anodized aluminium / used for 13 mm overlay doors, mounted between the hinges ref. 12011/12012/12013/12014 and the fixed panel	
CLOTHES HOOK	QTY/BOX	QTY/CARTON	DESCRIPTION	
	50	200	REF. 12017 - CLOTHES HOOK / black anodized aluminium / 2 countersunk Ø 5mm holes to be mounted with screws (2x) item 15185 (5x16) for panel 10 mm and panel 13 mm	
PANEL-TO-WALL CLAMP 10 MM	QTY/BOX	QTY/CARTON	DESCRIPTION	
	25	100	REF. 12018 PANEL-TO-WALL CLAMP 10 MM / black anodized aluminium / 1 countersunk Ø 5,5 mm hole for attachment to the panel / 1 countersunk Ø 4 mm hole to mount the panel clamp to the wall to be mounted with screws (2x) item 13831 (5x12) for panel 10 mm and panel 13 mm	
PANEL-TO-WALL CLAMP 13 MM	QTY/BOX	QTY/CARTON	DESCRIPTION	
	25	100	REF. 12019 PANEL-TO-WALL CLAMP 13 MM / black anodized aluminium / 1 countersunk Ø 5,5 mm hole for attachment to the panel / 1 countersunk Ø 4 mm hole to mount the panel clamp to the wall to be mounted with screws (2x) item 13831 (5x12) for panel 10 mm and panel 13 mm	

ANGLE FIXTURE WITH 2 COUNTERSUNK HOLES	QTY/CARTON	DESCRIPTION	
	60	REF. 12020 - ANGLE FIXTURE WITH 2 COUNTERSUNK HOLES / black anodized aluminium for the attachment of the side partition to the wall / 2 countersunk holes Ø 6 mm	
ANGLE FIXTURE WITH 1 COUNTERSUNK HOLE AND 1 SLOT HOLE	QTY/CARTON	DESCRIPTION	
	60	REF. 12021 - ANGLE FIXTURE WITH 1 COUNTERSUNK HOLE AND 1 SLOT HOLE / black anodized aluminium for the attachment of the side partition to the wall / 1 countersunk hole Ø 6 mm / 1 slot hole	


STAINLESS STEEL


The CUBILOX stainless steel range is made of high-quality stainless steel.

The inox line is a sleek design and of high quality. We strive for a high level of finishing.


The inox CUBILOX range includes all hardware for various panel thicknesses and for partitions with outward or inward opening doors, for door in line as well as overlay doors.





ELEGANCE - ADJUSTABLE FOOT 90 MM - 130 MM PANEL 10 MM & 13 mm	QTY/BOX	QTY/CARTON	DESCRIPTION
	12	24	REF. 10675 - ELEGANCE - ADJUSTABLE FOOT 90 - 130 MM PANEL 10 MM / adjustable foot made in brushed 316 stainless steel for height under panel from 90 mm to 130 mm / suitable for panels with thickness of 10 mm
	12	24	REF. 10677 - ELEGANCE - ADJUSTABLE FOOT 90 - 130 MM PANEL 13 MM / adjustable foot made in brushed 316 stainless steel for height under panel from 90 mm to 130 mm / suitable for panels with thickness of 13 mm / 30 mm tube diameter - 35 mm panel holder diameter / base in nylon reinforced fiberglass with 4 holes of Ø 7 mm for attachment to the floor and with M12 threaded rod for height adjustment / the height of the panel holder is adjusted using a 32 mm flat wrench, our ref. 3377 / a lock nut that is tightened with a 20 mm wrench ensures panel holder stability / cover cap in 316 stainless steel with an outer diameter of 72 mm at the base allows easy access to the screws / the cover cap can be pushed up to allow access when tightening the foot / 2 countersunk Ø 5 mm holes in the panel holder for attaching the panel

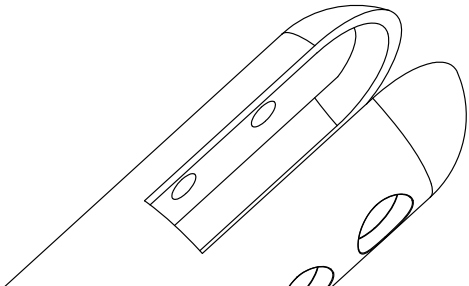
ELEGANCE - ADJUSTABLE FOOT 130 - 170 MM PANEL 10 & 13 MM	QTY/BOX	QTY/CARTON	DESCRIPTION
	12	24	REF. 10676 - ELEGANCE - ADJUSTABLE FOOT 130 - 170 MM PANEL 10 MM / adjustable foot made in brushed 316 stainless steel for height under panel from 130 mm to 170 mm / suitable for panels with thickness of 10 mm
	12	24	REF. 10678 - ELEGANCE - ADJUSTABLE FOOT 130 - 170 MM PANEL 13 MM / adjustable foot made in brushed 316 stainless steel for height under panel from 130 mm to 170 mm / suitable for panels with thickness of 13 mm / 30 mm tube diameter - 35 mm panel holder diameter / base in nylon reinforced fiberglass with 4 holes of Ø 7 mm for attachment to the floor and with M12 threaded rod for height adjustment / the height of the panel holder is adjusted using a 32 mm flat wrench, our ref. 3377 / a lock nut that is tightened with a 20 mm wrench ensures panel holder stability / cover cap in 316 stainless steel with an outer diameter of 72 mm at the base allows easy access to the screws / the cover cap can be pushed up to allow access when tightening the foot / 2 countersunk Ø 5 mm holes in the panel holder for attaching the panel







ADJUSTABLE FOOT 90 - 130 MM PANEL 10 MM	QTY/BOX	QTY/CARTON	DESCRIPTION
	12	24	REF. 3867 - ADJUSTABLE FOOT 90 - 130 MM PANEL 10 MM / adjustable foot made in brushed 316 stainless steel for height under panel from 90 mm to 130 mm / suitable for panels with thickness of 10 mm / 30 mm tube diameter - 35 mm panel holder diameter / base in nylon reinforced fiberglass with 4 holes of Ø 7 mm for attachment to the floor and with M12 threaded rod for height adjustment / the height of the panel holder is adjusted using a 32 mm flat wrench, our ref. 3377 / a lock nut that is tightened with a 20 mm wrench ensures panel holder stability / cover cap in 316 stainless steel with an outer diameter of 72 mm at the base allows easy access to the screws / the cover cap can be pushed up to allow access when tightening the foot / 2 countersunk Ø 5 mm holes in the panel holder for attaching the panel



ADJUSTABLE FOOT 130 - 170 MM PANEL 13 MM	QTY/BOX	QTY/CARTON	DESCRIPTION
	12	24	REF. 3866 - ADJUSTABLE FOOT 130 - 170 MM PANEL 13 MM / adjustable foot made in brushed 316 stainless steel for height under panel from 130 mm to 170 mm / suitable for panels with thickness of 13 mm / 30 mm tube diameter - 35 mm panel holder diameter / base in nylon reinforced fiberglass with 4 holes of Ø 7 mm for attachment to the floor and with M12 threaded rod for height adjustment / the height of the panel holder is adjusted using a 32 mm flat wrench, our ref. 3377 / a lock nut that is tightened with a 20 mm wrench ensures panel holder stability / cover cap in 316 stainless steel with an outer diameter of 72 mm at the base allows easy access to the screws / the cover cap can be pushed up to allow access when tightening the foot / 2 countersunk Ø 5 mm holes in the panel holder for attaching the panel


ADJUSTABLE FOOT 130 - 170 MM PANEL 13 MM	QTY/BOX	QTY/CARTON	DESCRIPTION
	12	24	REF. 3865 - ADJUSTABLE FOOT 90 - 130 MM PANEL 13 MM / adjustable foot made in brushed 316 stainless steel for height under panel from 90 mm to 130 mm / suitable for panels with thickness of 13 mm / 30 mm tube diameter - 35 mm panel holder diameter / base in nylon reinforced fiberglass with 4 holes of Ø 7 mm for attachment to the floor and with M12 threaded rod for height adjustment / the height of the panel holder is adjusted using a 32 mm flat wrench, our ref. 3377 / a lock nut that is tightened with a 20 mm wrench ensures panel holder stability / cover cap in 316 stainless steel with an outer diameter of 72 mm at the base allows easy access to the screws / the cover cap can be pushed up to allow access when tightening the foot / 2 countersunk Ø 5 mm holes in the panel holder for attaching the panel





PANEL HOLDER 90 - 130 MM - >24 MM WITH HIDDEN MOUNTING PLATE	QTY/BOX	QTY/CARTON	DESCRIPTION
 	12	24	REF. 14729 - PANEL HOLDER 90 - 130 MM - >24 MM WITH HIDDEN MOUNTING PLATE / base in stainless steel with 6 x Ø 7 mm holes for mounting to the floor and with M12 threaded rod for height adjustment / adjustable foot made in stainless steel for height under panel between 90 mm and 130 mm / panels (thickness of >24 mm) can be fixed at the bottom with hidden mounting plate. / rod diameter 18 mm / underneath the base, a polyamide cover (click system) to avoid contact between metal and floor / the height of the panel holder is adjusted using a 17 mm flat key / a 17 mm counter-nut ensures the stability of the panel holder / a double cover cap in anodized aluminium with a 71 mm outer diameter at the base (click system) ensures easy access to the screws / 2 countersunk Ø 5 mm holes in the panel holder to secure the panel


PANEL HOLDER 140 - 170 MM - >24 MM WITH HIDDEN MOUNTING PLATE	QTY/BOX	QTY/CARTON	DESCRIPTION
 	12	24	REF. 14730 - PANEL HOLDER 140 - 170 MM - >24 MM WITH HIDDEN MOUNTING PLATE / base in stainless steel with 6 x Ø 7 mm holes for mounting to the floor and with M12 threaded rod for height adjustment / adjustable foot made in stainless steel for height under panel between 90 mm and 130 mm / panels (thickness of >24 mm) can be fixed at the bottom with hidden mounting plate. / rod diameter 18 mm / underneath the base, a polyamide cover (click system) to avoid contact between metal and floor / the height of the panel holder is adjusted using a 17 mm flat key / a 17 mm counter-nut ensures the stability of the panel holder / a double cover cap in anodized aluminium with a 71 mm outer diameter at the base (click system) ensures easy access to the screws / 2 countersunk Ø 5 mm holes in the panel holder to secure the panel


PANEL HOLDER 170 - 210 MM - >24 MM WITH HIDDEN MOUNTING PLATE	QTY/BOX	QTY/CARTON	DESCRIPTION
 	12	24	REF. 14769 - PANEL HOLDER 170 - 210 MM - >24 MM WITH HIDDEN MOUNTING PLATE / base in stainless steel with 6 x Ø 7 mm holes for mounting to the floor and with M12 threaded rod for height adjustment / adjustable foot made in stainless steel for height under panel between 170 mm and 210 mm / panels (thickness of >24 mm) can be fixed at the bottom with hidden mounting plate. / rod diameter 18 mm / underneath the base, a polyamide cover (click system) to avoid contact between metal and floor / the height of the panel holder is adjusted using a 17 mm flat key / a 17 mm counter-nut ensures the stability of the panel holder / a double cover cap in anodized aluminium with a 71 mm outer diameter at the base (click system) ensures easy access to the screws / 2 countersunk Ø 5 mm holes in the panel holder to secure the panel


SET DOORKNOBS 30 MM	QTY/BOX	QTY/CARTON	DESCRIPTION
	20	40	REF. 3851 - SET DOORKNOBS 30 MM / set of Ø 30 mm doorknobs in brushed 316 stainless steel / suitable for panel thicknesses of 10 mm and 13 mm / 1 male knob is equipped with an M8 stainless steel threaded rod / 1 female knob has an inner thread of M8 SS threaded rod and is locked laterally using a 3 mm Allen key

DOOR LOCK FOR 13 MM PANEL - IN LINE	QTY/BOX	QTY/CARTON	DESCRIPTION
	10	60	REF. 10300 - DOOR LOCK FOR 13 MM PANEL - IN LINE / twist lock in brushed 316 stainless steel with 'free' indication in white and 'occupied' indication in red / suitable for panels fitted in-line with a thickness of 13 mm / 55 mm outer diameter / 360° rotational angle with soft stop every 90° / unlocking from the outside using an 8 mm square socket key ref. 1134 / incl. 2 x DIN 965 A2 M4 x 30 mm

DOOR LOCK FOR 13 MM PANEL - OVERLAY	QTY/BOX	QTY/CARTON	DESCRIPTION
	8	48	REF. 10301 - DOOR LOCK FOR 13 MM PANEL - OVERLAY DOOR / twist lock in brushed 316 stainless steel with 'free' indication in white and 'occupied' indication in red / suitable for overlay doors with a thickness of 13 mm thanks to an integrated 17 mm intermediate piece / 55 mm outer diameter / 360° rotational angle with soft stop every 90° / unlocking from the outside using an 8 mm square socket key ref. 1134 / incl. 2 x DIN 965 A2 M4 x 50 mm

DOOR LOCK FOR 10 MM PANEL - IN LINE	QTY/BOX	QTY/CARTON	DESCRIPTION
	10	60	REF. 10302 - DOOR LOCK FOR 10 MM PANEL - IN LINE / twist lock in brushed stainless steel with 'free' indication in white and 'occupied' indication in red / suitable for panels fitted in-line with a thickness of 10 mm / 55 mm outer diameter / 360° rotational angle with soft stop every 90° / unlocking from the outside using an 8 mm square socket key ref. 1134 / incl. 2 x DIN 965 A2 M4 x 25 mm

DOOR LOCK FOR 10 MM PANEL - OVERLAY	QTY/BOX	QTY/CARTON	DESCRIPTION
	10	60	REF. 10303 - DOOR LOCK FOR 10 MM PANEL - OVERLAY DOOR / twist lock in brushed stainless steel with 'free' indication in white and 'occupied' indication in red / suitable for overlay doors with a thickness of 10 mm thanks to an integrated 14 mm intermediate piece / 55 mm outer diameter / 360° rotational angle with soft stop every 90° / unlocking from the outside using an 8 mm square socket key ref. 1134 / incl. 2 x DIN 965 A2 M4 x 45 mm


RIGHT HINGE WITH COVER CAPS	QTY/BOX	QTY/CARTON	DESCRIPTION
	30	90	REF. 3856 - RIGHT HINGE WITH COVER CAPS / brushed 316 stainless steel / mounted on the right side of the door / grease lubricated Ø 12 mm inner pin in stainless steel / a nylon sleeve is mounted over the pin between the 2 hinge parts / 2 countersunk Ø 5 mm mounting holes on each side of the hinge / the screws (not included) are invisible after installation of the cover caps / suitable for panels fitted in-line with a thickness of 10 mm and 12/13 mm / for use with 14 mm hinge adapter ref. 3860 for 10 mm thick overlay door and with 17 mm hinge adapter ref. 3861 for 13 mm thick overlay door / maximum load capacity is 40 kg per hinge

LEFT HINGE WITH COVER CAPS	QTY/BOX	QTY/CARTON	DESCRIPTION
	30	90	REF. 3857 - LEFT HINGE WITH COVER CAPS / brushed 316 stainless steel / mounted on the left side of the door / grease lubricated Ø 12 mm inner pin in stainless steel / a nylon sleeve is mounted over the pin between the 2 hinge parts / 2 countersunk Ø 5 mm mounting holes on each side of the hinge / the screws (not included) are invisible after installation of the cover caps / suitable for panels fitted in-line with a thickness of 10 mm and 12/13 mm / for use with 14 mm hinge adapter ref. 3860 for 10 mm thick overlay door and with 17 mm hinge adapter ref. 3861 for 13 mm thick overlay door / maximum load capacity is 40 kg per hinge


RIGHT SPRING HINGE WITH COVER CAPS	QTY/BOX	QTY/CARTON	DESCRIPTION
	15	90	REF. 3858 - RIGHT SPRING HINGE WITH COVER CAPS / brushed 316 stainless steel / mounted on the right side of the door / grease lubricated hollow brass Ø 12 mm inner pin / stainless steel spring in the hollow pin / the tension of the spring is adjusted at the upper side of the hinge with the help of a flat screwdriver and locked to the side of the hinge using a 2.5 mm Allen key / the spring may be extended to 180° with a closed door / a nylon sleeve is mounted over the pin between the 2 hinge parts / 2 countersunk Ø 5 mm mounting holes on each side of the hinge / the screws (not included) are invisible after installation of the cover caps / suitable for panels fitted in-line with a thickness of 10 mm and 12/13 mm / for use with 14 mm hinge adapter ref. 3860 for 10 mm thick overlay door and with 17 mm hinge adapter ref. 3861 for 13 mm thick overlay door / maximum load capacity is 40 kg per hinge


LEFT SPRING HINGE WITH COVER CAPS	QTY/BOX	QTY/CARTON	DESCRIPTION
	15	90	REF. 3859 - LEFT SPRING HINGE WITH COVER CAPS / brushed 316 stainless steel / mounted on the left side of the door / grease lubricated hollow brass Ø 12 mm inner pin / stainless steel spring in the hollow pin / the tension of the spring is adjusted at the upper side of the hinge with the help of a flat screwdriver and locked to the side of the hinge using a 2.5 mm Allen key / the spring may be extended to 180° with a closed door / a nylon sleeve is mounted over the pin between the 2 hinge parts / 2 countersunk Ø 5 mm mounting holes on each side of the hinge / the screws (not included) are invisible after installation of the cover caps / suitable for panels fitted in-line with a thickness of 10 mm and 12/13 mm / for use with 14 mm hinge adapter ref. 3860 for 10 mm thick overlay door and with 17 mm hinge adapter ref. 3861 for 13 mm thick overlay door / maximum load capacity is 40 kg per hinge


SCREWS FOR MOUNTING THE HINGE
10 mm panel, item 15186* (5x10)
13 mm panel, item 13831* (5x12)
*For mounting directly onto the panel (no adapter)




HINGE ADAPTER FOR 10 MM OVERLAY DOORS	QTY/BOX	QTY/CARTON	DESCRIPTION
	30	120	REF. 3860 - HINGE ADAPTER FOR 10 MM OVERLAY DOORS / black nylon, 14 mm thick / used for 10 mm overlay doors, mounted between the hinges and the fixed panel

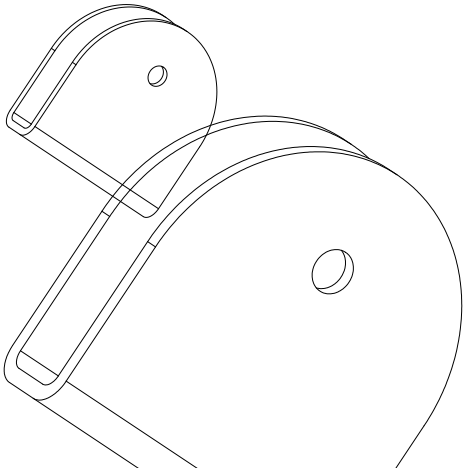
HINGE ADAPTER FOR 13 MM OVERLAY DOORS	QTY/BOX	QTY/CARTON	DESCRIPTION
	30	120	REF. 3861 - HINGE ADAPTER FOR 13 MM OVERLAY DOORS / black nylon, 17 mm thick / used for 13 mm overlay doors, mounted between the hinges and the fixed panel





SMALL CLOTHES HOOK	QTY/BOX	QTY/CARTON	DESCRIPTION
	50	200	REF. 3862 - SMALL CLOTHES HOOK / brushed 316 stainless steel - 3 mm / width 16 mm - height 50 mm - hook depth 18 mm / 2 countersunk Ø 5.5 mm holes

LARGE CLOTHES HOOK	QTY/BAG	QTY/CARTON	DESCRIPTION
	1	150	REF. 3863 - LARGE CLOTHES HOOK / brushed 316 stainless steel - 3 mm / width 20 mm - height 60 mm - hook depth 20 mm / 2 countersunk Ø 5.5 mm holes




ANGLE FIXTURE WITH 2 ROUND HOLES	QTY/BAG	QTY/CARTON	DESCRIPTION	
	20	120	REF. 3864 - ANGLE FIXTURE WITH 2 ROUND HOLES / brushed 316 stainless steel - 2 mm / 2 x 6 mm holes for attachment to the panel	
10 MM PANEL-TO-WALL CLAMP	QTY/BOX	QTY/CARTON	DESCRIPTION	
	25	100	REF. 3868 - 10 MM PANEL-TO-WALL CLAMP / brushed 316 stainless steel - 2 mm / 6 mm holes for attachment to the panel / hole for wall mounting has a diameter of 6 mm	
13 MM PANEL-TO-WALL CLAMP	QTY/BOX	QTY/CARTON	DESCRIPTION	
	25	100	REF. 3869 - 13 MM PANEL-TO-WALL CLAMP / brushed 316 stainless steel - 2 mm / 6 mm holes for attachment to the panel / hole for wall mounting has a diameter of 6 mm	





ADJUSTABLE FOOT 90-130 MM - VERSION SS304 - PANEL 13 MM	QTY/BOX	QTY/CARTON	DESCRIPTION	
	12	60	REF. 14041 - ADJUSTABLE FOOT 90-130 MM - VERSION SS304 - PANEL 13 MM / brushed 304 stainless steel for height under panel from 90 mm to 130 mm / suitable for panel thickness of 13 mm / 30 mm panel holder diameter / base made by 3 mm steel with 6 x Ø 7 mm holes for attachment to the floor and with M12 threaded rod for height adjustment, polyamide base plate between the steel base and the floor / a lock nut that is tightened with a 20 mm wrench ensures panel holder stability / cover cap in 304 stainless steel with an outer diameter of 65 mm at the base allows easy access to the screws / the cover cap can be pushed up to allow access when tightening the foot / 2 countersunk Ø 5 mm holes in the panel holder for attaching the panel	
ADJUSTABLE FOOT 130-170 MM - VERSION SS304 - PANEL 13 MM	QTY/BOX	QTY/CARTON	DESCRIPTION	
	12	60	REF. 14042 - ADJUSTABLE FOOT 130-170 MM - VERSION SS304 - PANEL 13 MM / brushed 304 stainless steel for height under panel from 130 mm to 170 mm / suitable for panel thickness of 13 mm / 30 mm panel holder diameter / base made by 3 mm steel with 6 x Ø 7 mm holes for attachment to the floor and with M12 threaded rod for height adjustment, polyamide base plate between the steel base and the floor / a lock nut that is tightened with a 20 mm wrench ensures panel holder stability / cover cap in 304 stainless steel with an outer diameter of 65 mm at the base allows easy access to the screws / cover cap can be pushed up to allow access when tightening the foot / 2 countersunk Ø 5 mm holes in the panel holder for attaching the panel	
ADJUSTABLE FOOT 170-210 MM - VERSION SS304 - PANEL 13 MM	QTY/BOX	QTY/CARTON	DESCRIPTION	
	12	60	REF. 14043 - ADJUSTABLE FOOT 170-210 MM - VERSION SS304 - PANEL 13 MM / brushed 304 stainless steel for height under panel from 170 mm to 210 mm / suitable for panel thickness of 13 mm / 30 mm panel holder diameter / base made by 3 mm steel with 6 x Ø 7 mm holes for attachment to the floor and with M12 threaded rod for height adjustment, polyamide base plate between the steel base and the floor / a lock nut that is tightened with a 20 mm wrench ensures panel holder stability / cover cap in 304 stainless steel with an outer diameter of 65 mm at the base allows easy access to the screws / the cover cap can be pushed up to allow access when tightening the foot / 2 countersunk Ø 5 mm holes in the panel holder for attaching the panel	
SPACER - VERSION SS304 - 13 TO 10 MM FOOT	QTY/BOX	QTY/CARTON	DESCRIPTION	
	20	100	REF. 14649 - SPACER - VERSION SS304 - 13 TO 10 MM FOOT / brushed 304 stainless steel	


PANEL HOLDER 90 - 130 MM - >24 MM WITH HIDDEN MOUNTING PLATE	QTY/BOX	QTY/CARTON	DESCRIPTION
 	12	60	REF. 14742 - PANEL HOLDER 90 - 130 MM - >24 MM WITH HIDDEN MOUNTING PLATE / base in stainless steel with 6 x Ø 7 mm holes for mounting to the floor and with M12 threaded rod for height adjustment / adjustable foot made in stainless steel for height under panel between 170 mm and 210 mm / panels (thickness of >24 mm) can be fixed at the bottom with hidden mounting plate. / rod diameter 18 mm / underneath the base, a polyamide cover (click system) to avoid contact between the metal and the floor / the height of the panel holder is adjusted using a 17 mm flat key / a 17 mm counter-nut ensures the stability of the panel holder / a double cover cap in anodized aluminium with a 71 mm outer diameter at the base (click system) ensures easy access to the screws / 2 countersunk Ø 5 mm holes in the panel holder to secure the panel
PANEL HOLDER 140 - 170 MM - >24 MM WITH HIDDEN MOUNTING PLATE	QTY/BOX	QTY/CARTON	DESCRIPTION
 	12	60	REF. 14743 - PANEL HOLDER 140 - 170 MM - >24 MM WITH HIDDEN MOUNTING PLATE / base in stainless steel with 6 x Ø 7 mm holes for mounting to the floor and with M12 threaded rod for height adjustment / adjustable foot made in stainless steel for height under panel between 170 mm and 210 mm / panels (thickness of >24 mm) can be fixed at the bottom with hidden mounting plate. / rod diameter 18 mm / underneath the base, a polyamide cover (click system) to avoid contact between the metal and the floor / the height of the panel holder is adjusted using a 17 mm flat key / a 17 mm counter-nut ensures the stability of the panel holder / a double cover cap in anodized aluminium with a 71 mm outer diameter at the base (click system) ensures easy access to the screws / 2 countersunk Ø 5 mm holes in the panel holder to secure the panel
PANEL HOLDER 170 - 210 MM - >24 MM WITH HIDDEN MOUNTING PLATE	QTY/BOX	QTY/CARTON	DESCRIPTION
 	12	60	REF. 14768 - PANEL HOLDER 170 - 210 MM - >24 MM WITH HIDDEN MOUNTING PLATE / base in stainless steel with 6 x Ø 7 mm holes for mounting to the floor and with M12 threaded rod for height adjustment / adjustable foot made in stainless steel for height under panel between 170 mm and 210 mm / panels (thickness of >24 mm) can be fixed at the bottom with hidden mounting plate. / rod diameter 18 mm / underneath the base, a polyamide cover (click system) to avoid contact between the metal and the floor / the height of the panel holder is adjusted using a 17 mm flat key / a 17 mm counter-nut ensures the stability of the panel holder / a double cover cap in anodized aluminium with a 71 mm outer diameter at the base (click system) ensures easy access to the screws / 2 countersunk Ø 5 mm holes in the panel holder to secure the panel
SET DOORKNOBS 25 MM	QTY/BOX	QTY/CARTON	DESCRIPTION
	15	45	REF. 14527 - SET DOORKNOBS 25 MM / set of Ø 25 mm doorknobs in brushed SS304 / suitable for panel thicknesses of 10 mm and 13 mm / 1 doorknob is equipped with an M8 stainless steel threaded rod / the other doorknob has an inner thread of M8 and is locked laterally using a 3 mm Allen key
SET DOORKNOBS 30 MM	QTY/BOX	QTY/CARTON	DESCRIPTION
	15	45	REF. 14060 - SET DOORKNOBS 30 MM / set of Ø 30 mm doorknobs in brushed SS304 / suitable for panel thicknesses of 10 mm and 13 mm / 1 male knob is equipped with an M8 stainless steel threaded rod / 1 female knob has an inner thread of M8 and is locked laterally using a 3 mm Allen key

DOOR LOCK FOR 13 MM PANEL - IN LINE - SS 304	QTY/BOX	QTY/CARTON	DESCRIPTION
	15	45	REF. 14046 - DOORLOCK IN LINE - VERSION SS304 - COIN EMERGENCY RELEASE / twist lock in 304 brushed stainless steel with 'free' indication in white and 'occupied' indication in red / suitable for panels fitted in-line with a thickness of 13 mm / 52 mm outer diameter / 360° rotational angle with soft stop every 90° / unlocking from the outside using an coin / incl. 2 x DIN 965 A2 M4 x 30 mm
DOOR LOCK FOR 13 MM OVERLAY DOOR - SS 304	QTY/BOX	QTY/CARTON	DESCRIPTION
	15	45	REF. 14047 - DOORLOCK OVERLAY DOOR - VERSION SS304 - PANEL 13 MM KEY LOCK / twist lock in 304 brushed stainless steel with 'free' indication in white and 'occupied' indication in red / suitable for overlay doors with a thickness of 13 mm thanks to an integrated 17 mm intermediate piece / 52 mm outer diameter / 360° rotational angle with soft stop every 90° / unlocking from the outside using an 8 mm square socket key ref. 1134 / incl. 2 x DIN 965 A2 M4 x 40 mm
DOOR LOCK FOR 10 MM PANEL - IN LINE - SS 304	QTY/BOX	QTY/CARTON	DESCRIPTION
	15	45	REF. 14044 - DOORLOCK IN LINE - VERSION SS304 - PANEL 10/13 MM KEY LOCK / twist lock in 304 brushed stainless steel with 'free' indication in white and 'occupied' indication in red / suitable for panels fitted in-line with a thickness of 10 mm / 52 mm outer diameter / 360° rotational angle with soft stop every 90° / unlocking from the outside using an 8 mm square socket key ref. 1134 / incl. 2 x DIN 965 A2 M4 x 30 mm
DOOR LOCK FOR 10 MM OVERLAY DOOR - SS 304	QTY/BOX	QTY/CARTON	DESCRIPTION
	15	45	REF. 14045 - DOORLOCK OVERLAY DOOR - VERSION SS304 - PANEL 10 MM KEY LOCK / twist lock in 304 brushed stainless steel with 'free' indication in white and 'occupied' indication in red / suitable for overlay doors with a thickness of 10 mm thanks to an integrated 14 mm intermediate piece / 52 mm outer diameter / 360° rotational angle with soft stop every 90° / unlocking from the outside using an 8 mm square socket key ref. 1134 / incl. 2 x DIN 965 A2 M4 x 40 mm
ROD HANDLE DOORLOCK - VERSION SS304	QTY/BOX	QTY/CARTON	DESCRIPTION
	15	45	REF. 14481 - ROD HANDLE DOORLOCK - VERSION SS304 / twist lock in 304 brushed stainless steel with 'free' indication in green and 'occupied' indication in red / suitable for in-line doors with a thickness of 10 mm and 13 mm / 54 mm outer diameter / 180° rotational angle / unlocking from the outside using a coin / incl. 2 x DIN 965 A2 M4 x 20 mm


RIGHT HINGE - VERSION SS304 - WITH COVER CAPS	QTY/BOX	QTY/CARTON	DESCRIPTION
	30	90	REF. 14048 - RIGHT HINGE - VERSION SS304 - WITH COVER CAPS / brushed 304 stainless steel / mounted on the right side of the door / grease lubricated Ø 12 mm inner pin in stainless steel / a nylon sleeve is mounted over the pin between the 2 hinge parts / 2 countersunk Ø 5 mm mounting holes on each side of the hinge / the screws (not included) are invisible after installation of the cover caps / suitable for panels fitted in-line with a thickness of 10 mm and 13 mm / for use with 14 mm hinge adapter ref. 3860 for 10 mm thick overlay door and with 17 mm hinge adapter ref. 3861 for 13 mm thick overlay door / maximum load capacity is 40 kg per hinge


LEFT HINGE - VERSION SS304 - WITH COVER CAPS	QTY/BOX	QTY/CARTON	DESCRIPTION
	30	90	REF. 14049 - LEFT HINGE - VERSION SS304 - WITH COVER CAPS / brushed 304 stainless steel / mounted on the left side of the door / grease lubricated Ø 12 mm inner pin in stainless steel / a nylon sleeve is mounted over the pin between the 2 hinge parts / 2 countersunk Ø 5 mm mounting holes on each side of the hinge / the screws (not included) are invisible after installation of the cover caps / suitable for panels fitted in-line with a thickness of 10 mm and 13 mm / for use with 14 mm hinge adapter ref. 3860 for 10 mm thick overlay door and with 17 mm hinge adapter ref. 3861 for 13 mm thick overlay door / maximum load capacity is 40 kg per hinge


RIGHT SPRING HINGE - VERSION SS304 - WITH COVER CAPS	QTY/BOX	QTY/CARTON	DESCRIPTION
	15	90	REF. 14050 - RIGHT SPRING HINGE - VERSION SS304 - WITH COVER CAPS / brushed 304 stainless steel / mounted on the right side of the door / grease lubricated hollow brass Ø 12 mm inner pin with stainless steel spring inside / the tension of the spring is adjusted at the upper side of the hinge with the help of a flat screwdriver and locked to the side of the hinge using a 2.5 mm Allen key / the spring may be extended to 180° with a closed door / a nylon sleeve is mounted over the pin between the 2 hinge parts / 2 countersunk Ø 5 mm mounting holes on each side of the hinge / the screws (not included) are invisible after installation of the cover caps / suitable for panels fitted in-line with a thickness of 10 mm and 13 mm / for use with 14 mm hinge adapter ref. 3860 for 10 mm thick overlay door and with 17 mm hinge adapter ref. 3861 for 13 mm thick overlay door / maximum load capacity is 40 kg per hinge


LEFT SPRING HINGE - VERSION SS304 - WITH COVER CAPS	QTY/BOX	QTY/CARTON	DESCRIPTION
	15	90	REF. 14051 - LEFT SPRING HINGE - VERSION SS304 - WITH COVER CAPS / brushed 304 stainless steel / mounted on the left side of the door / grease lubricated hollow brass Ø 12 mm inner pin with stainless steel spring inside / the tension of the spring is adjusted at the upper side of the hinge with the help of a flat screwdriver and locked to the side of the hinge using a 2.5 mm Allen key / the spring may be extended to 180° with a closed door / a nylon sleeve is mounted over the pin between the 2 hinge parts / 2 countersunk Ø 5 mm mounting holes on each side of the hinge / the screws (not included) are invisible after installation of the cover caps / suitable for panels fitted in-line with a thickness of 10 mm and 13 mm / for use with 14 mm hinge adapter ref. 3860 for 10 mm thick overlay door and with 17 mm hinge adapter ref. 3861 for 13 mm thick overlay door / maximum load capacity is 40 kg per hinge


SCREWS FOR MOUNTING HINGES
10 mm panel, item 15186* (5x10)
13 mm panel, item 13831* (5x12)
***For mounting directly onto the panel (no adapter)**


COAT HOOK WITH DOORSTOP FUNCTION VERSION SS304 STRAIGHT VERSION	QTY/BOX	QTY/CARTON	DESCRIPTION
	30	90	REF. 14479 - COAT HOOK WITH DOORSTOP FUNCTION - VERSION SS304 - STRAIGHT VERSION / brushed 304 stainless steel / length 80 mm - diameter 16 mm - hook depth 7.5 mm / rubber doorstop / fixing plate : diameter 48mm + 4 countersunk Ø 5.0 mm holes / cover cap : diameter 49mm / incl. 2 screws


COAT HOOK WITH DOORSTOP FUNCTION VERSION SS304 BENDED VERSION	QTY/BOX	QTY/CARTON	DESCRIPTION
	30	90	REF. 14480 - COAT HOOK WITH DOORSTOP FUNCTION - VERSION SS304 - BENDED VERSION / brushed 304 stainless steel - 3 mm / width 20 mm - height 50 mm - hook depth 38 mm / 2 countersunk Ø 5.5 mm holes / length doorstop 86mm / rubber doorstop / incl. 2 screws


LARGE COAT HOOK VERSION SS304	QTY/BOX	QTY/CARTON	DESCRIPTION
	30	90	REF. 14704 - LARGE COAT HOOK - VERSION SS304 / brushed 304 stainless steel - 3 mm / width 20 mm - height 140 mm - hook depth 43 mm / 2 countersunk Ø 5.0 mm holes / incl. 2 screws


HINGE ADAPTER FOR 10 MM OVERLAY DOORS	QTY/BOX	QTY/CARTON	DESCRIPTION
	30	120	REF. 3860 - HINGE ADAPTER FOR 10 MM OVERLAY DOORS / black nylon, 14 mm thick / for 10 mm overlay doors is mounted between the hinges and the fixed panel


HINGE ADAPTER FOR 13 MM OVERLAY DOORS	QTY/BOX	QTY/CARTON	DESCRIPTION
	30	120	REF. 3861 - HINGE ADAPTER FOR 13 MM OVERLAY DOORS / black nylon, 17 mm thick / for 13 mm overlay doors is mounted between the hinges and the fixed panel





EMERGENCY OPENING KEY VERSION PART - SS304 - DOORLOCK IN LINE ONLY	QTY/BAG	QTY/CARTON	DESCRIPTION
	50	200	REF. 14478 - EMERGENCY OPENING KEY VERSION PART - SS304 - DOORLOCK IN LINE ONLY / spare part doorlock / only for doorlock in line / Various lengths available upon request / for use with 14044, 14045, 14046, and 14047








EMERGENCY OPENING COIN VERSION PART - SS304 - DOORLOCK IN LINE ONLY	QTY/BOX	QTY/CARTON	DESCRIPTION
	50	200	REF. 14526 - EMERGENCY OPENING COIN VERSION PART - SS304 - DOORLOCK IN LINE ONLY / spare part doorlock / only for doorlock in line / Various lengths available upon request

COVER FOOT SET BOTTOM/TUBE 316 90-130 MM	QTY/BOX	QTY/CARTON	DESCRIPTION
	60	300	REF. 14619 - COVER FOOT SET BOTTOM/TUBE 316 90-130 MM / brushed 316 stainless steel foot cover set / suitable for 14041 / 30 mm tube / cover cap an outer diameter of 65 mm at the base / cover cap can be pushed up to allow access when tightening the foot

COVER FOOT SET BOTTOM/TUBE 316 130-170 MM	QTY/BOX	QTY/CARTON	DESCRIPTION
	60	300	REF. 14620 - COVER FOOT SET BOTTOM/TUBE 316 130-170 MM / brushed 316 stainless steel foot cover set / suitable for 14042 / 30 mm tube / cover cap an outer diameter of 65 mm at the base / cover cap can be pushed up to allow access when tightening the foot

COVER FOOT SET BOTTOM/TUBE 316 170-210 MM	QTY/BOX	QTY/CARTON	DESCRIPTION
	60	300	REF. 14621 - COVER FOOT SET BOTTOM/TUBE 316 170-210 MM / brushed 316 stainless steel foot cover set / suitable for 14043 / 30 mm tube / cover cap an outer diameter of 65 mm at the base / cover cap can be pushed up to allow access when tightening the foot

SOCKET	QTY/BOX	ART.	DESCRIPTION	
	2000	2941	REF. 2941 - SOCKET IN SS AISI 316 M5 DIAM. 7,8 MM X L 9 MM / socket in lubricated stainless steel 316, M5 Ø 7,8 mm x 9,00 mm	
32 STAINLESS STEEL WRENCH STEEL FOR ADJUSTING ADJUSTABLE FEET	QTY/BOX	ART.	DESCRIPTION	
	50	3097	REF. 3097 - BENDED KEY FOR REINFORCED PANEL HOLDER / for ref. 3865/ 3866/ 3867 / bended version / inox SS304	
32 WRENCH IN GALVANIZED STEEL FOR ADJUSTMENT ADJUSTABLE FEET	QTY/BOX	ART.	DESCRIPTION	
	50	3377	REF. 3377 - 32 WRENCH IN GALVANIZED STEEL FOR ADJUSTMENT ADJUSTABLE FEET / for ref. 3865/ 3866/ 3867	
KEY FOR DOOR LOCK	QTY/BOX	ART.	DESCRIPTION	
	50	1134	REF. 1134 - KEY FOR DOOR LOCK / chromed steel socket key for unlocking door locks with 8mm square spindle	

DIN 965 A2 TX25 M5X12 PRECOAT 80	QTY/ BOX	ART.	DESCRIPTION	
	1000	4639	DIN 965 A2 TX25 M5X12 PRECOAT 80 / screw with precoat	
DIN 965 A2 TX25 M5X16 PRECOAT 80	QTY/ BOX	ART.	DESCRIPTION	
	1000	4642	DIN 965 A2 TX25 M5X16 PRECOAT 80 / screw with precoat	
DIN 965 A2 TX25 M5X25 PRECOAT 80	QTY/ BOX	ART.	DESCRIPTION	
	1000	4640	DIN 965 A2 TX25 M5X25 PRECOAT 80 / screw with precoat	
DIN 965 A2 TX25 M5X35 PRECOAT 80	QTY/ BOX	ART.	DESCRIPTION	
	1000	4643	DIN 965 A2 TX25 M5X35 PRECOAT 80 / screw with precoat	
DIN 965 A2 TX25 M5X40 PRECOAT 80	QTY/ BOX	ART.	DESCRIPTION	
	1000	10556	DIN 965 A2 TX25 M5X40 PRECOAT 80 / screw with precoat	
DIN 7985 A2 TX25 M5X12 PRECOAT 80	QTY/ BOX	ART.	DESCRIPTION	
	5000	4641	DIN 7985 A2 TX25 M5X12 PRECOAT 80 / screw with precoat	
CUBILOX A2 TX25 5X10 SELF-TAPPING	QTY/ BOX	ART.	DESCRIPTION	
	200	15186	CUBILOX A2 TX25 5X10 SELF-TAPPING / self-tapping screw	
CUBILOX A2 TX25 5X12 SELF-TAPPING	QTY/ BOX	ART.	DESCRIPTION	
	200	13831	CUBILOX A2 TX25 5X12 SELF-TAPPING / self-tapping screw	
CUBILOX A2 TX25 5X16 SELF-TAPPING	QTY/ BOX	ART.	DESCRIPTION	
	200	15185	CUBILOX A2 TX25 5X16 SELF-TAPPING / self-tapping screw	
CUBILOX A2 TX25 6X16 SELF-TAPPING	QTY/ BOX	ART.	DESCRIPTION	
	200	13832	CUBILOX A2 TX25 6X16 SELF-TAPPING / self-tapping screw	



CONTACT US FOR
MORE CUBICARE



CUBILOX a division of



Barrage 105
8793 St. Eloois Vijve
T +32 (0)56 32 74 60
info@cubilox.be
www.cubilox.be

NSE NV is an SME which sets great store by good service and flexibility. Contact us for a visit, a catalogue, a quotation or to obtain some product samples. We will get back to you as soon as possible.

www.nsenv.be